

Elementary School Campus'
eCST Service Tracking Summary
1st – 4th 9-Week Period – 2011-2012 School Year

Contents

District Overview	1-2
Elementary Level Overview	3
Elementary Level Detail	
Number of Students with Service Tracking Records	4-19
Number of Service Tracking Records	20-35
Proportion of Students with Service Tracking Records: Graphical Comparison	36-39



AISD Learning Support Services
Sally Rothenberg, Director

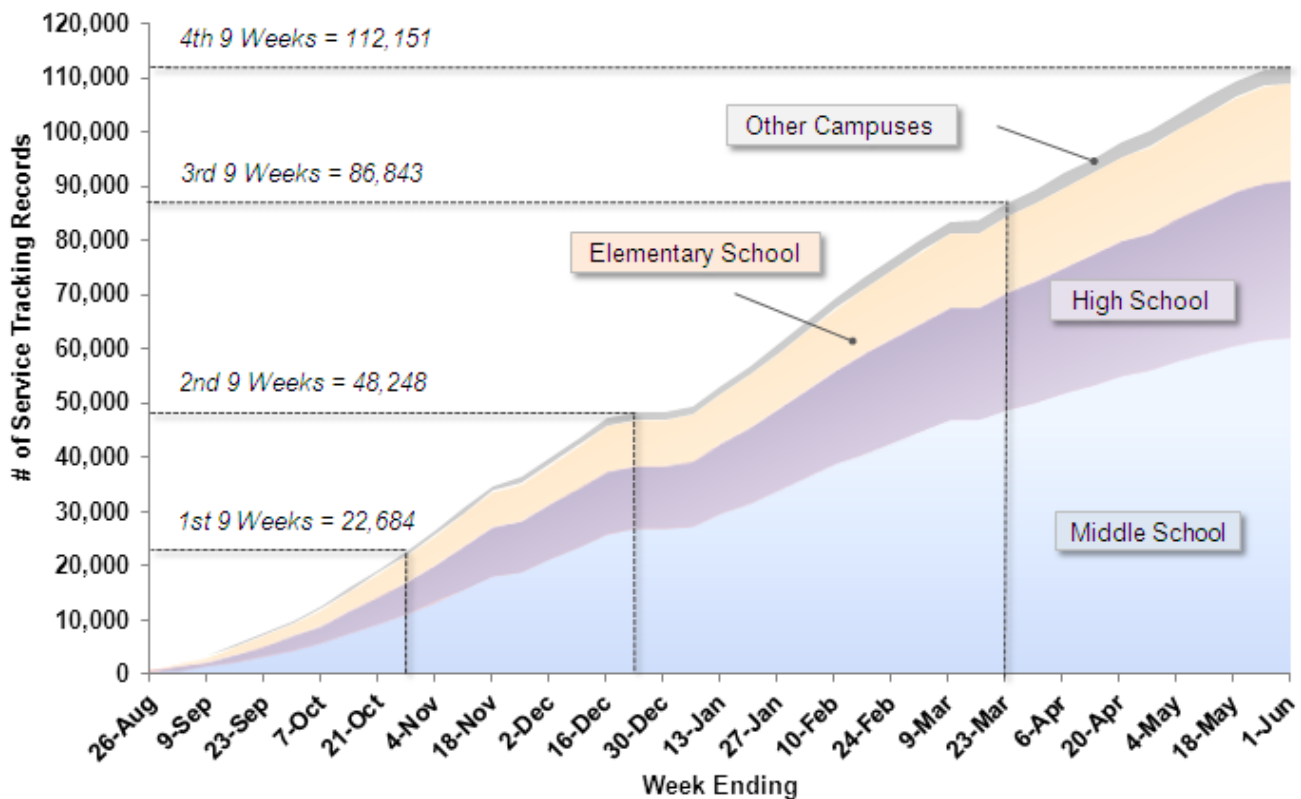
Prepared by: Simon Tidd, Ph.D.

Draft 7/22/2012

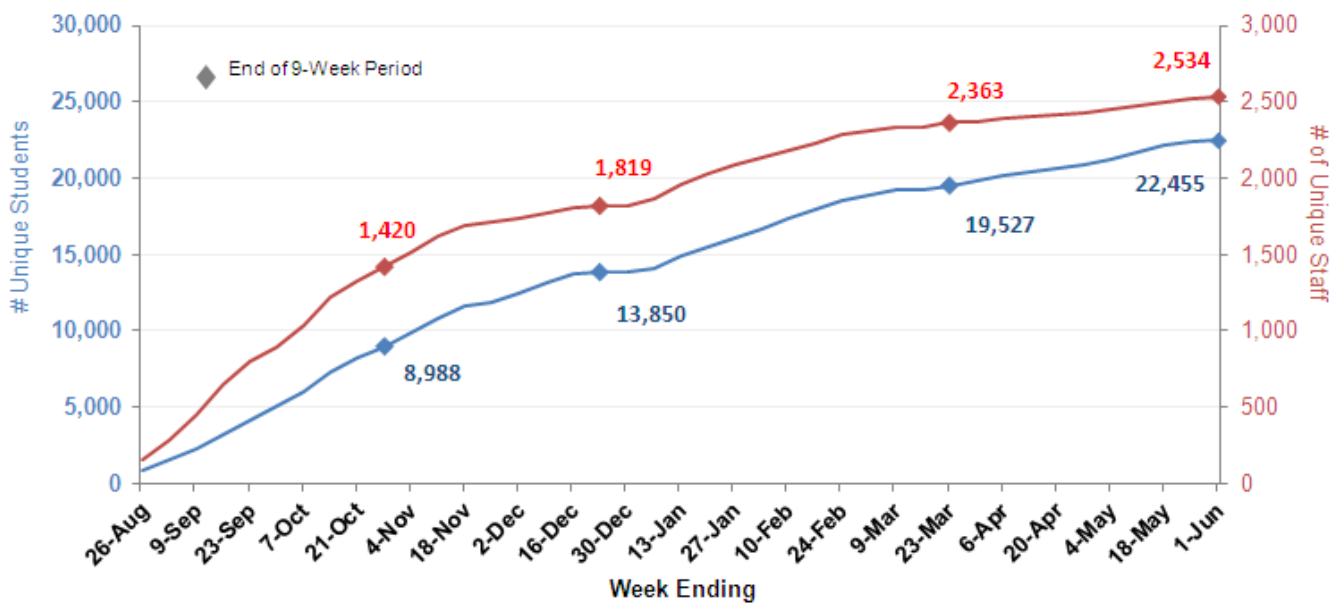
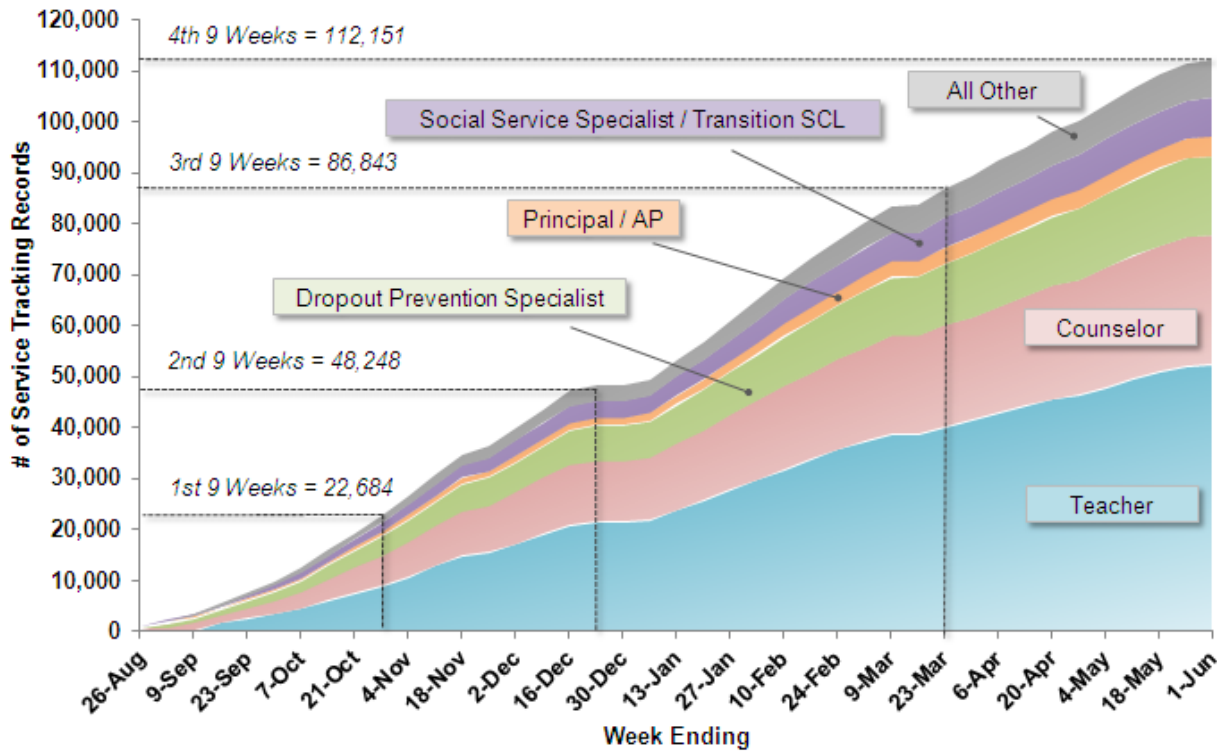
What is Service Tracking in eCST?

The Service Tracking feature available in eCST was designed to enhance the ability of campus and district staff to document the wide range of services and actions that they routinely engage in to support a student (e.g., parent communication; student meetings). While often related to more directed and sustained intervention activity – *documented in eCST through specific intervention plans and CST meeting records* – service tracking records are intended as a general information sharing tool to allow individual staff to document and track their individual efforts and observations, but also to make this information seamless available to others working with a student currently or in the future.

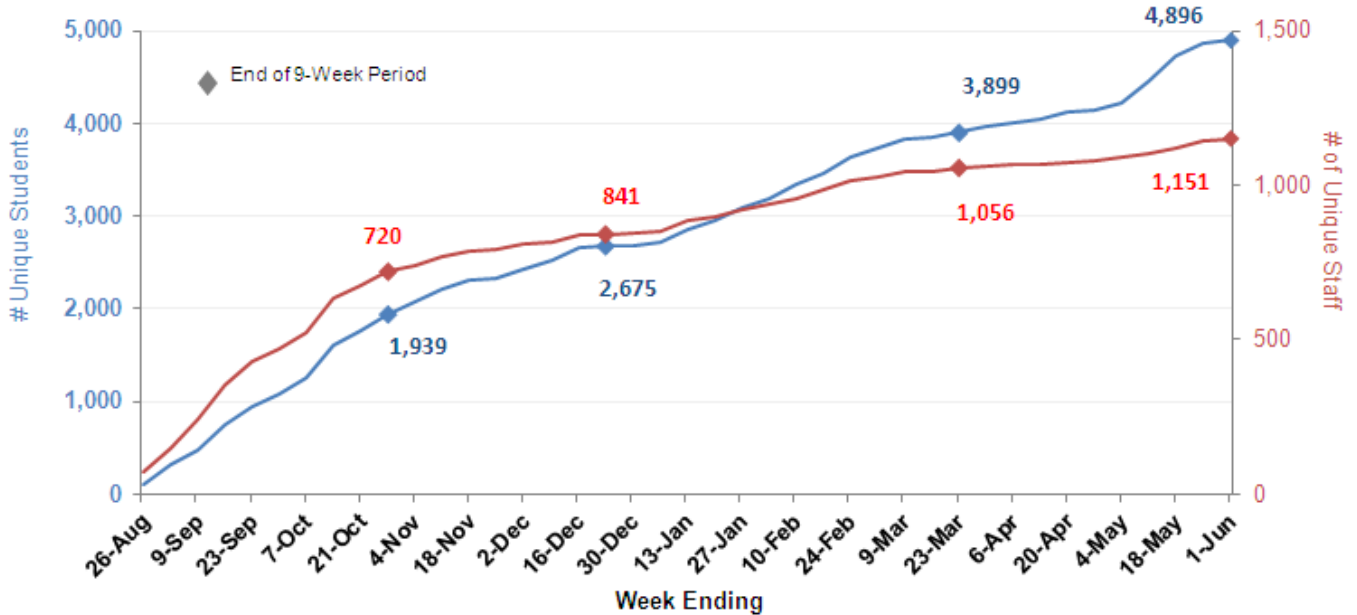
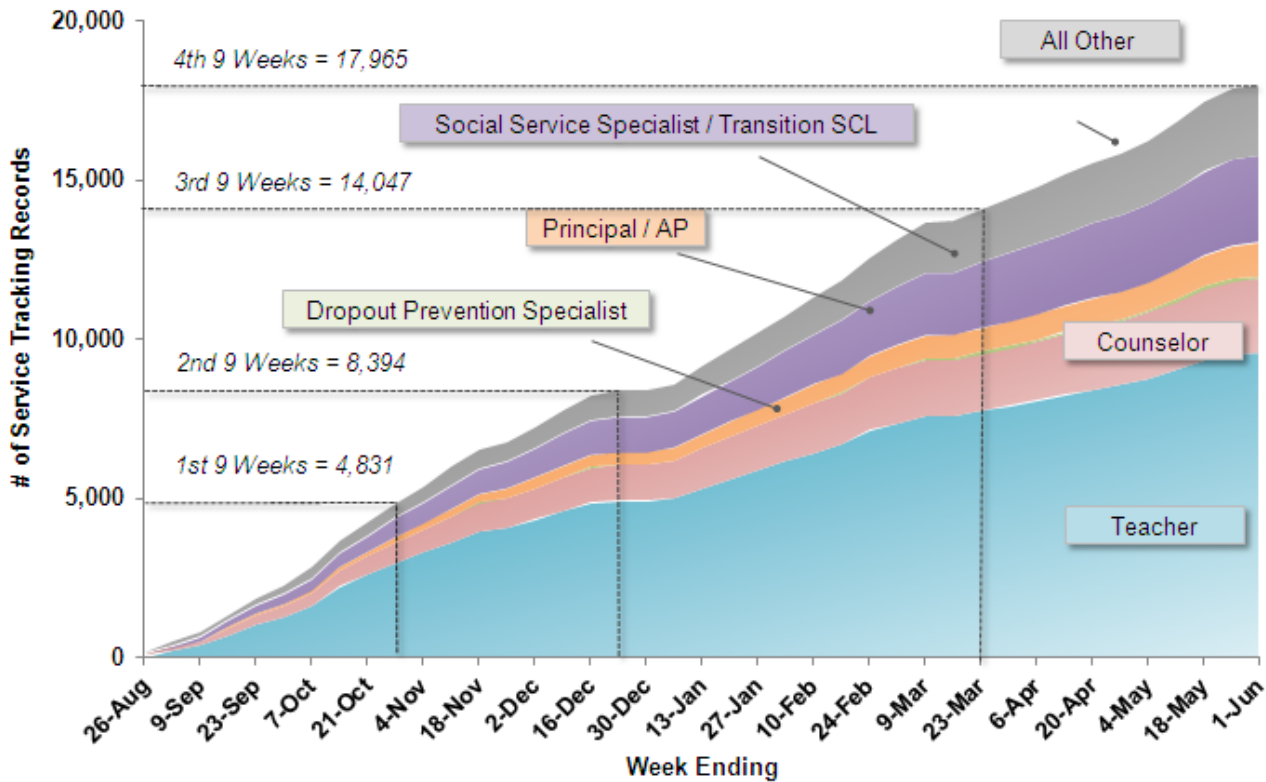
eCST Service Tracking Usage, District Wide by Level
1st-4th 9-Week Periods, 2011-2012 School Year



eCST Service Tracking Usage, District Wide by Role & Number of Associated Students and Staff *1st-4th 9-Week Periods, 2011-2012 School Year*



**eCST Service Tracking Usage, Elementary Schools by Role
&
Number of Associated Students and Staff
1st-4th 9-Week Periods, 2011-2012 School Year**



School (enrollment [†])	Period	# served (% of enrolled)	# served (% of total) - by Grade Level								
			EE	PK	K	1st	2nd	3rd	4th	5th	6th
Allan (375)	Overall	23 (6.1%)	0 (0%)	2 (8.7%)	2 (8.7%)	6 (26.1%)	0 (0%)	4 (17.4%)	3 (13.0%)	6 (26.1%)	---
	1st 9 wks	12 (3.2%)	0 (0%)	0 (0%)	1 (8.3%)	2 (16.7%)	0 (0%)	3 (25.0%)	1 (8.3%)	5 (41.7%)	---
	2nd 9 wks	11 (2.9%)	0 (0%)	2 (18.2%)	1 (9.1%)	3 (27.3%)	0 (0%)	2 (18.2%)	2 (18.2%)	1 (9.1%)	---
	3rd 9 wks	6 (1.6%)	0 (0%)	0 (0%)	0 (0%)	4 (66.7%)	0 (0%)	1 (16.7%)	0 (0%)	1 (16.7%)	---
	4th 9 wks	0 (0%)	0 (0%)	0 (0%)	0 (0%)	0 (0%)	0 (0%)	0 (0%)	0 (0%)	0 (0%)	---
Allison (527)	Overall	14 (2.7%)	0 (0%)	2 (14.3%)	2 (14.3%)	6 (42.9%)	1 (7.1%)	2 (14.3%)	1 (7.1%)	0 (0%)	---
	1st 9 wks	5 (0.9%)	0 (0%)	0 (0%)	1 (20.0%)	2 (40.0%)	0 (0%)	2 (40.0%)	0 (0%)	0 (0%)	---
	2nd 9 wks	3 (0.6%)	0 (0%)	0 (0%)	1 (33.3%)	0 (0%)	0 (0%)	1 (33.3%)	1 (33.3%)	0 (0%)	---
	3rd 9 wks	6 (1.1%)	0 (0%)	1 (16.7%)	0 (0%)	3 (50.0%)	1 (16.7%)	1 (16.7%)	0 (0%)	0 (0%)	---
	4th 9 wks	2 (0.4%)	0 (0%)	1 (50.0%)	0 (0%)	1 (50.0%)	0 (0%)	0 (0%)	0 (0%)	0 (0%)	---
Andrews (709)	Overall	262 (37.0%)	0 (0%)	3 (1.1%)	23 (8.8%)	30 (11.5%)	46 (17.6%)	48 (18.3%)	38 (14.5%)	74 (28.2%)	---
	1st 9 wks	35 (4.9%)	0 (0%)	0 (0%)	7 (20.0%)	1 (2.9%)	1 (2.9%)	10 (28.6%)	3 (8.6%)	13 (37.1%)	---
	2nd 9 wks	17 (2.4%)	0 (0%)	1 (5.9%)	5 (29.4%)	1 (5.9%)	0 (0%)	2 (11.8%)	3 (17.6%)	5 (29.4%)	---
	3rd 9 wks	57 (8.0%)	0 (0%)	2 (3.5%)	4 (7.0%)	14 (24.6%)	7 (12.3%)	2 (3.5%)	4 (7.0%)	24 (42.1%)	---
	4th 9 wks	238 (33.6%)	0 (0%)	0 (0%)	16 (6.7%)	27 (11.3%)	44 (18.5%)	47 (19.7%)	36 (15.1%)	68 (28.6%)	---
Baldwin (650)	Overall	23 (3.5%)	0 (0%)	0 (0%)	2 (8.7%)	2 (8.7%)	1 (4.3%)	6 (26.1%)	7 (30.4%)	5 (21.7%)	---
	1st 9 wks	9 (1.4%)	0 (0%)	0 (0%)	2 (22.2%)	1 (11.1%)	0 (0%)	2 (22.2%)	3 (33.3%)	1 (11.1%)	---
	2nd 9 wks	13 (2.0%)	0 (0%)	0 (0%)	2 (15.4%)	2 (15.4%)	0 (0%)	4 (30.8%)	3 (23.1%)	2 (15.4%)	---
	3rd 9 wks	13 (2.0%)	0 (0%)	0 (0%)	1 (7.7%)	1 (7.7%)	0 (0%)	3 (23.1%)	4 (30.8%)	4 (30.8%)	---
	4th 9 wks	9 (1.4%)	0 (0%)	0 (0%)	0 (0%)	0 (0%)	1 (11.1%)	4 (44.4%)	3 (33.3%)	1 (11.1%)	---
Baranoff (957)	Overall	75 (7.8%)	---	0 (0%)	11 (14.7%)	13 (17.3%)	7 (9.3%)	5 (6.7%)	27 (36.0%)	12 (16.0%)	---
	1st 9 wks	7 (0.7%)	---	0 (0%)	0 (0%)	1 (14.3%)	1 (14.3%)	2 (28.6%)	2 (28.6%)	1 (14.3%)	---
	2nd 9 wks	10 (1.0%)	---	0 (0%)	1 (10.0%)	2 (20.0%)	3 (30.0%)	0 (0%)	4 (40.0%)	0 (0%)	---
	3rd 9 wks	45 (4.7%)	---	0 (0%)	9 (20.0%)	11 (24.4%)	5 (11.1%)	5 (11.1%)	13 (28.9%)	2 (4.4%)	---
	4th 9 wks	32 (3.3%)	---	0 (0%)	3 (9.4%)	1 (3.1%)	0 (0%)	1 (3.1%)	18 (56.3%)	9 (28.1%)	---



School (enrollment [†])	Period	# served (% of enrolled)	# served (% of total) - by Grade Level								
			EE	PK	K	1st	2nd	3rd	4th	5th	6th
Barrington (1,118)	Overall	95 (8.5%)	0 (0%)	2 (2.1%)	24 (25.3%)	4 (4.2%)	33 (34.7%)	6 (6.3%)	18 (18.9%)	7 (7.4%)	1 (1.1%)
	1st 9 wks	62 (5.5%)	0 (0%)	1 (1.6%)	9 (14.5%)	3 (4.8%)	22 (35.5%)	6 (9.7%)	17 (27.4%)	3 (4.8%)	1 (1.6%)
	2nd 9 wks	27 (2.4%)	0 (0%)	0 (0%)	11 (40.7%)	0 (0%)	8 (29.6%)	2 (7.4%)	4 (14.8%)	2 (7.4%)	0 (0%)
	3rd 9 wks	28 (2.5%)	0 (0%)	0 (0%)	13 (46.4%)	1 (3.6%)	5 (17.9%)	0 (0%)	5 (17.9%)	4 (14.3%)	0 (0%)
	4th 9 wks	12 (1.1%)	0 (0%)	1 (8.3%)	3 (25.0%)	0 (0%)	6 (50.0%)	0 (0%)	0 (0%)	2 (16.7%)	0 (0%)
Barton Hills (393)	Overall	11 (2.8%)	0 (0%)	---	0 (0%)	3 (27.3%)	2 (18.2%)	4 (36.4%)	1 (9.1%)	1 (9.1%)	0 (0%)
	1st 9 wks	4 (1.0%)	0 (0%)	---	0 (0%)	1 (25.0%)	1 (25.0%)	1 (25.0%)	0 (0%)	1 (25%)	0 (0%)
	2nd 9 wks	4 (1.0%)	0 (0%)	---	0 (0%)	1 (25.0%)	2 (50.0%)	0 (0%)	1 (25.0%)	0 (0%)	0 (0%)
	3rd 9 wks	7 (1.8%)	0 (0%)	---	0 (0%)	2 (28.6%)	0 (0%)	3 (42.9%)	1 (14.3%)	1 (14.3%)	0 (0%)
	4th 9 wks	5 (1.3%)	0 (0%)	---	0 (0%)	3 (60.0%)	0 (0%)	0 (0%)	1 (20.0%)	1 (20.0%)	0 (0%)
Becker (279)	Overall	154 (55.2%)	0 (0%)	11 (7.1%)	30 (19.5%)	27 (17.5%)	31 (20.1%)	15 (9.7%)	24 (15.6%)	16 (10.4%)	---
	1st 9 wks	91 (32.6%)	0 (0%)	5 (5.5%)	12 (13.2%)	13 (14.3%)	21 (23.1%)	9 (9.9%)	18 (19.8%)	13 (14.3%)	---
	2nd 9 wks	58 (20.8%)	0 (0%)	2 (3.4%)	8 (13.8%)	7 (12.1%)	16 (27.6%)	9 (15.5%)	5 (8.6%)	11 (19.0%)	---
	3rd 9 wks	84 (30.1%)	0 (0%)	6 (7.1%)	13 (15.5%)	12 (14.3%)	15 (17.9%)	13 (15.5%)	18 (21.4%)	7 (8.3%)	---
	4th 9 wks	99 (35.5%)	0 (0%)	6 (6.1%)	23 (23.2%)	23 (23.2%)	20 (20.2%)	6 (6.1%)	10 (10.1%)	11 (11.1%)	---
Blackshear (241)	Overall	57 (23.7%)	0 (0%)	2 (3.5%)	6 (10.5%)	8 (14.0%)	7 (12.3%)	25 (43.9%)	7 (12.3%)	2 (3.5%)	---
	1st 9 wks	6 (2.5%)	0 (0%)	0 (0%)	0 (0%)	0 (0%)	4 (66.7%)	2 (33.3%)	0 (0%)	0 (0%)	---
	2nd 9 wks	13 (5.4%)	0 (0%)	0 (0%)	1 (7.7%)	0 (0%)	5 (38.5%)	6 (46.2%)	1 (7.7%)	0 (0%)	---
	3rd 9 wks	38 (15.8%)	0 (0%)	2 (5.3%)	5 (13.2%)	2 (5.3%)	1 (2.6%)	23 (60.5%)	4 (10.5%)	1 (2.6%)	---
	4th 9 wks	28 (11.6%)	0 (0%)	0 (0%)	1 (3.6%)	8 (28.6%)	6 (21.4%)	9 (32.1%)	3 (10.7%)	1 (3.6%)	---
Blanton (571)	Overall	20 (3.5%)	---	2 (10.0%)	2 (10.0%)	3 (15.0%)	5 (25.0%)	2 (10.0%)	1 (5.0%)	5 (25.0%)	---
	1st 9 wks	6 (1.1%)	---	0 (0%)	1 (16.7%)	1 (16.7%)	2 (33.3%)	0 (0%)	0 (0%)	2 (33.3%)	---
	2nd 9 wks	6 (1.1%)	---	1 (16.7%)	0 (0%)	0 (0%)	3 (50.0%)	1 (16.7%)	0 (0%)	1 (16.7%)	---
	3rd 9 wks	8 (1.4%)	---	2 (25.0%)	1 (12.5%)	0 (0%)	2 (25.0%)	1 (12.5%)	0 (0%)	2 (25.0%)	---
	4th 9 wks	4 (0.7%)	---	0 (0%)	0 (0%)	2 (50%)	0 (0%)	0 (0%)	1 (25.0%)	1 (25.0%)	---



School (enrollment [†])	Period	# served (% of enrolled)	# served (% of total) - by Grade Level								
			EE	PK	K	1st	2nd	3rd	4th	5th	6th
Blazier (868)	Overall	72 (8.3%)	0 (0%)	0 (0%)	19 (26.4%)	2 (2.8%)	14 (19.4%)	6 (8.3%)	14 (19.4%)	17 (23.6%)	---
	1st 9 wks	37 (4.3%)	0 (0%)	0 (0%)	11 (29.7%)	1 (2.7%)	8 (21.6%)	4 (10.8%)	12 (32.4%)	1 (2.7%)	---
	2nd 9 wks	24 (2.8%)	0 (0%)	0 (0%)	4 (16.7%)	0 (0%)	7 (29.2%)	1 (4.2%)	11 (45.8%)	1 (4.2%)	---
	3rd 9 wks	41 (4.7%)	0 (0%)	0 (0%)	7 (17.1%)	1 (2.4%)	5 (12.2%)	2 (4.9%)	11 (26.8%)	15 (36.6%)	---
	4th 9 wks	24 (2.8%)	0 (0%)	0 (0%)	8 (33.3%)	1 (4.2%)	8 (33.3%)	2 (8.3%)	4 (16.7%)	1 (4.2%)	---
Boone (515)	Overall	32 (6.2%)	0 (0%)	2 (6.3%)	5 (15.6%)	6 (18.8%)	4 (12.5%)	11 (34.4%)	2 (6.3%)	2 (6.3%)	---
	1st 9 wks	4 (0.8%)	0 (0%)	1 (25.0%)	1 (25.0%)	0 (0%)	1 (25.0%)	1 (25.0%)	0 (0%)	0 (0%)	---
	2nd 9 wks	12 (2.3%)	0 (0%)	0 (0%)	3 (25.0%)	2 (16.7%)	1 (8.3%)	5 (41.7%)	0 (0%)	1 (8.3%)	---
	3rd 9 wks	5 (1.0%)	0 (0%)	1 (20.0%)	0 (0%)	1 (20.0%)	1 (20.0%)	2 (40.0%)	0 (0%)	0 (0%)	---
	4th 9 wks	16 (3.1%)	0 (0%)	0 (0%)	1 (6.3%)	3 (18.8%)	2 (12.5%)	7 (43.8%)	2 (12.5%)	1 (6.3%)	---
Brentwood (513)	Overall	36 (7.0%)	0 (0%)	1 (2.8%)	4 (11.1%)	9 (25.0%)	9 (25.0%)	4 (11.1%)	5 (13.9%)	4 (11.1%)	---
	1st 9 wks	17 (3.3%)	0 (0%)	1 (5.9%)	3 (17.6%)	3 (17.6%)	5 (29.4%)	2 (11.8%)	2 (11.8%)	1 (5.9%)	---
	2nd 9 wks	15 (2.9%)	0 (0%)	1 (6.7%)	1 (6.7%)	5 (33.3%)	3 (20.0%)	2 (13.3%)	2 (13.3%)	1 (6.7%)	---
	3rd 9 wks	16 (3.1%)	0 (0%)	1 (6.3%)	0 (0%)	4 (25.0%)	1 (6.3%)	3 (18.8%)	5 (31.3%)	2 (12.5%)	---
	4th 9 wks	6 (1.2%)	0 (0%)	0 (0%)	0 (0%)	2 (33.3%)	2 (33.3%)	1 (16.7%)	0 (0%)	1 (16.7%)	---
Brooke (403)	Overall	37 (9.2%)	0 (0%)	8 (21.6%)	4 (10.8%)	5 (13.5%)	4 (10.8%)	6 (16.2%)	5 (13.5%)	5 (13.5%)	---
	1st 9 wks	12 (3.0%)	0 (0%)	0 (0%)	3 (25.0%)	3 (25.0%)	2 (16.7%)	1 (8.3%)	1 (8.3%)	2 (16.7%)	---
	2nd 9 wks	12 (3.0%)	0 (0%)	0 (0%)	2 (16.7%)	0 (0%)	3 (25.0%)	1 (8.3%)	3 (25.0%)	3 (25.0%)	---
	3rd 9 wks	11 (2.7%)	0 (0%)	7 (63.6%)	1 (9.1%)	2 (18.2%)	0 (0%)	0 (0%)	0 (0%)	1 (9.1%)	---
	4th 9 wks	10 (2.5%)	0 (0%)	1 (10.0%)	2 (20.0%)	0 (0%)	0 (0%)	4 (40.0%)	2 (20.0%)	1 (10.0%)	---
Brown (482)	Overall	57 (11.8%)	0 (0%)	3 (5.3%)	6 (10.5%)	12 (21.1%)	9 (15.8%)	10 (17.5%)	11 (19.3%)	4 (7.0%)	2 (3.5%)
	1st 9 wks	21 (4.4%)	0 (0%)	3 (14.3%)	4 (19.0%)	3 (14.3%)	1 (4.8%)	3 (14.3%)	4 (19.0%)	1 (4.8%)	2 (9.5%)
	2nd 9 wks	30 (6.2%)	0 (0%)	2 (6.7%)	3 (10.0%)	5 (16.7%)	7 (23.3%)	5 (16.7%)	5 (16.7%)	3 (10%)	0 (0%)
	3rd 9 wks	20 (4.1%)	0 (0%)	1 (5.0%)	3 (15.0%)	4 (20.0%)	4 (20%)	3 (15.0%)	4 (20.0%)	1 (5.0%)	0 (0%)
	4th 9 wks	13 (2.7%)	0 (0%)	2 (15.4%)	0 (0%)	2 (15.4%)	1 (7.7%)	3 (23.1%)	4 (30.8%)	1 (7.7%)	0 (0%)



School (enrollment [†])	Period	# served (% of enrolled)	# served (% of total) - by Grade Level								
			EE	PK	K	1st	2nd	3rd	4th	5th	6th
Bryker Woods (377)	Overall	10 (2.7%)	0 (0%)	---	1 (10.0%)	2 (20.0%)	0 (0%)	4 (40.0%)	1 (10.0%)	0 (0%)	2 (20.0%)
	1st 9 wks	2 (0.5%)	0 (0%)	---	1 (50.0%)	0 (0%)	0 (0%)	0 (0%)	0 (0%)	0 (0%)	1 (50.0%)
	2nd 9 wks	1 (0.3%)	0 (0%)	---	0 (0%)	0 (0%)	0 (0%)	0 (0%)	0 (0%)	0 (0%)	1 (100%)
	3rd 9 wks	4 (1.1%)	0 (0%)	---	1 (25.0%)	1 (25.0%)	0 (0%)	2 (50.0%)	0 (0%)	0 (0%)	0 (0%)
	4th 9 wks	5 (1.3%)	0 (0%)	---	0 (0%)	1 (20.0%)	0 (0%)	2 (40.0%)	1 (20.0%)	0 (0%)	1 (20.0%)
Campbell (337)	Overall	36 (10.7%)	1 (2.8%)	2 (5.6%)	0 (0%)	4 (11.1%)	7 (19.4%)	12 (33.3%)	5 (13.9%)	5 (13.9%)	---
	1st 9 wks	12 (3.6%)	0 (0%)	0 (0%)	0 (0%)	0 (0%)	2 (16.7%)	8 (66.7%)	2 (16.7%)	0 (0%)	---
	2nd 9 wks	25 (7.4%)	1 (4%)	2 (8.0%)	0 (0%)	4 (16.0%)	5 (20.0%)	10 (40.0%)	1 (4.0%)	2 (8.0%)	---
	3rd 9 wks	14 (4.2%)	0 (0%)	0 (0%)	0 (0%)	0 (0%)	1 (7.1%)	7 (50.0%)	2 (14.3%)	4 (28.6%)	---
	4th 9 wks	2 (0.6%)	0 (0%)	0 (0%)	0 (0%)	0 (0%)	0 (0%)	1 (50.0%)	0 (0%)	1 (50.0%)	---
Casey (635)	Overall	128 (20.2%)	0 (0%)	9 (7.0%)	10 (7.8%)	22 (17.2%)	29 (22.7%)	16 (12.5%)	15 (11.7%)	27 (21.1%)	---
	1st 9 wks	39 (6.1%)	0 (0%)	4 (10.3%)	3 (7.7%)	7 (17.9%)	13 (33.3%)	4 (10.3%)	4 (10.3%)	4 (10.3%)	---
	2nd 9 wks	43 (6.8%)	0 (0%)	1 (2.3%)	2 (4.7%)	8 (18.6%)	13 (30.2%)	8 (18.6%)	4 (9.3%)	7 (16.3%)	---
	3rd 9 wks	76 (12.0%)	0 (0%)	5 (6.6%)	7 (9.2%)	12 (15.8%)	19 (25.0%)	11 (14.5%)	11 (14.5%)	11 (14.5%)	---
	4th 9 wks	58 (9.1%)	0 (0%)	3 (5.2%)	5 (8.6%)	6 (10.3%)	14 (24.1%)	2 (3.4%)	8 (13.8%)	20 (34.5%)	---
Casis (850)	Overall	8 (0.9%)	0 (0%)	1 (12.5%)	2 (25.0%)	0 (0%)	3 (37.5%)	0 (0%)	0 (0%)	2 (25.0%)	---
	1st 9 wks	2 (0.2%)	0 (0%)	0 (0%)	1 (50.0%)	0 (0%)	0 (0%)	0 (0%)	0 (0%)	1 (50.0%)	---
	2nd 9 wks	2 (0.2%)	0 (0%)	0 (0%)	0 (0%)	0 (0%)	1 (50.0%)	0 (0%)	0 (0%)	1 (50.0%)	---
	3rd 9 wks	5 (0.6%)	0 (0%)	1 (20.0%)	1 (20.0%)	0 (0%)	1 (20.0%)	0 (0%)	0 (0%)	2 (40.0%)	---
	4th 9 wks	2 (0.2%)	0 (0%)	0 (0%)	0 (0%)	0 (0%)	1 (50.0%)	0 (0%)	0 (0%)	1 (50.0%)	---
Clayton (883)	Overall	31 (3.5%)	0 (0%)	---	6 (19.4%)	7 (22.6%)	7 (22.6%)	5 (16.1%)	4 (12.9%)	2 (6.5%)	---
	1st 9 wks	8 (0.9%)	0 (0%)	---	1 (12.5%)	1 (12.5%)	2 (25.0%)	2 (25.0%)	1 (12.5%)	1 (12.5%)	---
	2nd 9 wks	5 (0.6%)	0 (0%)	---	2 (40.0%)	0 (0%)	2 (40.0%)	1 (20.0%)	0 (0%)	0 (0%)	---
	3rd 9 wks	18 (2.0%)	0 (0%)	---	4 (22.2%)	2 (11.1%)	5 (27.8%)	4 (22.2%)	3 (16.7%)	0 (0%)	---
	4th 9 wks	16 (1.8%)	0 (0%)	---	2 (12.5%)	6 (37.5%)	3 (18.8%)	4 (25.0%)	0 (0%)	1 (6.3%)	---



School (enrollment [†])	Period	# served (% of enrolled)	# served (% of total) - by Grade Level								
			EE	PK	K	1st	2nd	3rd	4th	5th	6th
Cook (964)	Overall	169 (17.5%)	0 (0%)	---	26 (15.4%)	25 (14.8%)	33 (19.5%)	29 (17.2%)	29 (17.2%)	27 (16.0%)	---
	1st 9 wks	42 (4.4%)	0 (0%)	---	9 (21.4%)	5 (11.9%)	6 (14.3%)	13 (31.0%)	6 (14.3%)	3 (7.1%)	---
	2nd 9 wks	89 (9.2%)	0 (0%)	---	19 (21.3%)	10 (11.2%)	11 (12.4%)	19 (21.3%)	16 (18.0%)	14 (15.7%)	---
	3rd 9 wks	107 (11.1%)	0 (0%)	---	11 (10.3%)	17 (15.9%)	22 (20.6%)	22 (20.6%)	17 (15.9%)	18 (16.8%)	---
	4th 9 wks	70 (7.3%)	0 (0%)	---	10 (14.3%)	9 (12.9%)	16 (22.9%)	11 (15.7%)	13 (18.6%)	11 (15.7%)	---
Cowan (789)	Overall	53 (6.7%)	0 (0%)	2 (3.8%)	3 (5.7%)	6 (11.3%)	21 (39.6%)	5 (9.4%)	7 (13.2%)	9 (17.0%)	---
	1st 9 wks	31 (3.9%)	0 (0%)	0 (0%)	3 (9.7%)	2 (6.5%)	16 (51.6%)	1 (3.2%)	1 (3.2%)	8 (25.8%)	---
	2nd 9 wks	28 (3.5%)	0 (0%)	2 (7.1%)	1 (3.6%)	6 (21.4%)	8 (28.6%)	5 (17.9%)	6 (21.4%)	0 (0%)	---
	3rd 9 wks	2 (0.3%)	0 (0%)	0 (0%)	0 (0%)	0 (0%)	1 (50.0%)	0 (0%)	0 (0%)	1 (50.0%)	---
	4th 9 wks	0 (0%)	0 (0%)	0 (0%)	0 (0%)	0 (0%)	0 (0%)	0 (0%)	0 (0%)	0 (0%)	---
Cunningham (490)	Overall	86 (17.6%)	0 (0%)	5 (5.8%)	9 (10.5%)	7 (8.1%)	14 (16.3%)	7 (8.1%)	3 (3.5%)	41 (47.7%)	---
	1st 9 wks	17 (3.5%)	0 (0%)	4 (23.5%)	4 (23.5%)	0 (0%)	3 (17.6%)	2 (11.8%)	2 (11.8%)	2 (11.8%)	---
	2nd 9 wks	23 (4.7%)	0 (0%)	2 (8.7%)	5 (21.7%)	1 (4.3%)	11 (47.8%)	3 (13.0%)	0 (0%)	1 (4.3%)	---
	3rd 9 wks	23 (4.7%)	0 (0%)	1 (4.3%)	3 (13.0%)	2 (8.7%)	12 (52.2%)	4 (17.4%)	0 (0%)	1 (4.3%)	---
	4th 9 wks	56 (11.4%)	0 (0%)	1 (1.8%)	2 (3.6%)	6 (10.7%)	7 (12.5%)	0 (0%)	1 (1.8%)	39 (69.6%)	---
Davis (686)	Overall	112 (16.3%)	1 (0.9%)	7 (6.3%)	13 (11.6%)	28 (25.0%)	15 (13.4%)	18 (16.1%)	17 (15.2%)	13 (11.6%)	---
	1st 9 wks	26 (3.8%)	0 (0%)	1 (3.8%)	2 (7.7%)	8 (30.8%)	5 (19.2%)	5 (19.2%)	4 (15.4%)	1 (3.8%)	---
	2nd 9 wks	42 (6.1%)	0 (0%)	1 (2.4%)	2 (4.8%)	12 (28.6%)	8 (19.0%)	8 (19.0%)	7 (16.7%)	4 (9.5%)	---
	3rd 9 wks	63 (9.2%)	1 (1.6%)	4 (6.3%)	7 (11.1%)	17 (27.0%)	10 (15.9%)	9 (14.3%)	8 (12.7%)	7 (11.1%)	---
	4th 9 wks	54 (7.9%)	0 (0%)	4 (7.4%)	8 (14.8%)	11 (20.4%)	9 (16.7%)	6 (11.1%)	8 (14.8%)	8 (14.8%)	---
Dawson (341)	Overall	73 (21.4%)	0 (0%)	1 (1.4%)	4 (5.5%)	17 (23.3%)	11 (15.1%)	27 (37.0%)	11 (15.1%)	2 (2.7%)	---
	1st 9 wks	31 (9.1%)	0 (0%)	1 (3.2%)	2 (6.5%)	5 (16.1%)	2 (6.5%)	15 (48.4%)	4 (12.9%)	2 (6.5%)	---
	2nd 9 wks	16 (4.7%)	0 (0%)	0 (0%)	4 (25.0%)	3 (18.8%)	1 (6.3%)	7 (43.8%)	0 (0%)	1 (6.3%)	---
	3rd 9 wks	33 (9.7%)	0 (0%)	0 (0%)	2 (6.1%)	6 (18.2%)	1 (3.0%)	22 (66.7%)	1 (3.0%)	1 (3.0%)	---
	4th 9 wks	52 (15.2%)	0 (0%)	0 (0%)	2 (3.8%)	12 (23.1%)	10 (19.2%)	21 (40.4%)	7 (13.5%)	0 (0%)	---



School (enrollment [†])	Period	# served (% of enrolled)	# served (% of total) - by Grade Level								
			EE	PK	K	1st	2nd	3rd	4th	5th	6th
Doss (790)	Overall	8 (1.0%)	0 (0%)	1 (12.5%)	1 (12.5%)	3 (37.5%)	1 (12.5%)	1 (12.5%)	1 (12.5%)	0 (0%)	---
	1st 9 wks	2 (0.3%)	0 (0%)	0 (0%)	0 (0%)	2 (100%)	0 (0%)	0 (0%)	0 (0%)	0 (0%)	---
	2nd 9 wks	3 (0.4%)	0 (0%)	0 (0%)	1 (33.3%)	2 (66.7%)	0 (0%)	0 (0%)	0 (0%)	0 (0%)	---
	3rd 9 wks	5 (0.6%)	0 (0%)	0 (0%)	0 (0%)	3 (60.0%)	1 (20.0%)	0 (0%)	1 (20.0%)	0 (0%)	---
	4th 9 wks	3 (0.4%)	0 (0%)	1 (33.3%)	0 (0%)	0 (0%)	1 (33.3%)	1 (33.3%)	0 (0%)	0 (0%)	---
Galindo (677)	Overall	56 (8.3%)	0 (0%)	3 (5.4%)	13 (23.2%)	5 (8.9%)	14 (25.0%)	13 (23.2%)	4 (7.1%)	4 (7.1%)	---
	1st 9 wks	35 (5.2%)	0 (0%)	2 (5.7%)	5 (14.3%)	5 (14.3%)	10 (28.6%)	9 (25.7%)	3 (8.6%)	1 (2.9%)	---
	2nd 9 wks	22 (3.2%)	0 (0%)	1 (4.5%)	7 (31.8%)	0 (0%)	3 (13.6%)	6 (27.3%)	2 (9.1%)	3 (13.6%)	---
	3rd 9 wks	4 (0.6%)	0 (0%)	0 (0%)	0 (0%)	0 (0%)	3 (75.0%)	0 (0%)	0 (0%)	1 (25.0%)	---
	4th 9 wks	4 (0.6%)	0 (0%)	0 (0%)	2 (50.0%)	0 (0%)	0 (0%)	0 (0%)	1 (25.0%)	1 (25.0%)	---
Govalle (468)	Overall	90 (19.2%)	0 (0%)	0 (0%)	4 (4.4%)	18 (20.0%)	15 (16.7%)	14 (15.6%)	10 (11.1%)	29 (32.2%)	---
	1st 9 wks	26 (5.6%)	0 (0%)	0 (0%)	0 (0%)	5 (19.2%)	5 (19.2%)	3 (11.5%)	3 (11.5%)	10 (38.5%)	---
	2nd 9 wks	30 (6.4%)	0 (0%)	0 (0%)	1 (3.3%)	7 (23.3%)	4 (13.3%)	4 (13.3%)	3 (10.0%)	11 (36.7%)	---
	3rd 9 wks	45 (9.6%)	0 (0%)	0 (0%)	2 (4.4%)	7 (15.6%)	8 (17.8%)	9 (20.0%)	4 (8.9%)	15 (33.3%)	---
	4th 9 wks	33 (7.1%)	0 (0%)	0 (0%)	2 (6.1%)	11 (33.3%)	5 (15.2%)	2 (6.1%)	1 (3.0%)	12 (36.4%)	---
Graham (818)	Overall	19 (2.3%)	0 (0%)	2 (10.5%)	7 (36.8%)	2 (10.5%)	3 (15.8%)	4 (21.1%)	1 (5.3%)	0 (0%)	---
	1st 9 wks	3 (0.4%)	0 (0%)	1 (33.3%)	1 (33.3%)	0 (0%)	0 (0%)	0 (0%)	1 (33.3%)	0 (0%)	---
	2nd 9 wks	3 (0.4%)	0 (0%)	1 (33.3%)	1 (33.3%)	1 (33.3%)	0 (0%)	0 (0%)	0 (0%)	0 (0%)	---
	3rd 9 wks	5 (0.6%)	0 (0%)	0 (0%)	2 (40.0%)	0 (0%)	3 (60.0%)	0 (0%)	0 (0%)	0 (0%)	---
	4th 9 wks	12 (1.5%)	0 (0%)	1 (8.3%)	4 (33.3%)	1 (8.3%)	2 (16.7%)	4 (33.3%)	0 (0%)	0 (0%)	---
Gullett (565)	Overall	25 (4.4%)	1 (4.0%)	0 (0%)	6 (24.0%)	6 (24.0%)	3 (12.0%)	0 (0%)	9 (36.0%)	0 (0%)	---
	1st 9 wks	6 (1.1%)	0 (0%)	0 (0%)	1 (16.7%)	1 (16.7%)	1 (16.7%)	0 (0%)	3 (50.0%)	0 (0%)	---
	2nd 9 wks	8 (1.4%)	0 (0%)	0 (0%)	2 (25.0%)	5 (62.5%)	1 (12.5%)	0 (0%)	0 (0%)	0 (0%)	---
	3rd 9 wks	15 (2.7%)	0 (0%)	0 (0%)	2 (13.3%)	5 (33.3%)	2 (13.3%)	0 (0%)	6 (40.0%)	0 (0%)	---
	4th 9 wks	8 (1.4%)	1 (12.5%)	0 (0%)	4 (50.0%)	2 (25.0%)	1 (12.5%)	0 (0%)	0 (0%)	0 (0%)	---



School (enrollment [†])	Period	# served (% of enrolled)	# served (% of total) - by Grade Level								
			EE	PK	K	1st	2nd	3rd	4th	5th	6th
Harris (732)	Overall	46 (6.3%)	0 (0%)	4 (8.7%)	5 (10.9%)	4 (8.7%)	5 (10.9%)	6 (13.0%)	10 (21.7%)	12 (26.1%)	---
	1st 9 wks	11 (1.5%)	0 (0%)	1 (9.1%)	1 (9.1%)	0 (0%)	0 (0%)	2 (18.2%)	1 (9.1%)	6 (54.5%)	---
	2nd 9 wks	24 (3.3%)	0 (0%)	3 (12.5%)	3 (12.5%)	4 (16.7%)	3 (12.5%)	3 (12.5%)	3 (12.5%)	5 (20.8%)	---
	3rd 9 wks	22 (3.0%)	0 (0%)	1 (4.5%)	3 (13.6%)	0 (0%)	3 (13.6%)	3 (13.6%)	5 (22.7%)	7 (31.8%)	---
	4th 9 wks	8 (1.1%)	0 (0%)	0 (0%)	1 (12.5%)	0 (0%)	0 (0%)	0 (0%)	5 (62.5%)	2 (25.0%)	---
Hart (969)	Overall	170 (17.5%)	1 (0.6%)	7 (4.1%)	22 (12.9%)	30 (17.6%)	32 (18.8%)	38 (22.4%)	26 (15.3%)	14 (8.2%)	---
	1st 9 wks	24 (2.5%)	0 (0%)	1 (4.2%)	4 (16.7%)	1 (4.2%)	2 (8.3%)	8 (33.3%)	5 (20.8%)	3 (12.5%)	---
	2nd 9 wks	68 (7.0%)	1 (1.5%)	3 (4.4%)	9 (13.2%)	14 (20.6%)	13 (19.1%)	14 (20.6%)	8 (11.8%)	6 (8.8%)	---
	3rd 9 wks	113 (11.7%)	0 (0%)	3 (2.7%)	12 (10.6%)	17 (15.0%)	28 (24.8%)	26 (23.0%)	18 (15.9%)	9 (8.0%)	---
	4th 9 wks	47 (4.9%)	0 (0%)	0 (0%)	12 (25.5%)	14 (29.8%)	13 (27.7%)	4 (8.5%)	4 (8.5%)	0 (0.0%)	---
Highland Park (644)	Overall	62 (9.6%)	0 (0%)	---	13 (21.0%)	13 (21.0%)	6 (9.7%)	8 (12.9%)	17 (27.4%)	5 (8.1%)	---
	1st 9 wks	29 (4.5%)	0 (0%)	---	7 (24.1%)	4 (13.8%)	3 (10.3%)	7 (24.1%)	3 (10.3%)	5 (17.2%)	---
	2nd 9 wks	20 (3.1%)	0 (0%)	---	7 (35.0%)	2 (10.0%)	1 (5.0%)	3 (15.0%)	6 (30.0%)	1 (5.0%)	---
	3rd 9 wks	32 (5.0%)	0 (0%)	---	10 (31.3%)	4 (12.5%)	2 (6.3%)	0 (0%)	14 (43.8%)	2 (6.3%)	---
	4th 9 wks	19 (3.0%)	0 (0%)	---	5 (26.3%)	9 (47.4%)	1 (5.3%)	0 (0%)	4 (21.1%)	0 (0%)	---
Hill (775)	Overall	18 (2.3%)	0 (0%)	1 (5.6%)	4 (22.2%)	3 (16.7%)	3 (16.7%)	2 (11.1%)	1 (5.6%)	4 (22.2%)	---
	1st 9 wks	9 (1.2%)	0 (0%)	0 (0%)	3 (33.3%)	2 (22.2%)	2 (22.2%)	0 (0%)	1 (11.1%)	1 (11.1%)	---
	2nd 9 wks	12 (1.5%)	0 (0%)	0 (0%)	3 (25.0%)	3 (25.0%)	1 (8.3%)	1 (8.3%)	1 (8.3%)	3 (25.0%)	---
	3rd 9 wks	6 (0.8%)	0 (0%)	0 (0%)	2 (33.3%)	0 (0%)	1 (16.7%)	1 (16.7%)	1 (16.7%)	1 (16.7%)	---
	4th 9 wks	3 (0.4%)	0 (0%)	1 (33.3%)	0 (0%)	0 (0%)	1 (33.3%)	0 (0%)	0 (0%)	1 (33.3%)	---
Houston (905)	Overall	51 (5.6%)	0 (0%)	4 (7.8%)	34 (66.7%)	4 (7.8%)	2 (3.9%)	2 (3.9%)	2 (3.9%)	3 (5.9%)	---
	1st 9 wks	41 (4.5%)	0 (0%)	2 (4.9%)	32 (78.0%)	2 (4.9%)	0 (0%)	1 (2.4%)	2 (4.9%)	2 (4.9%)	---
	2nd 9 wks	9 (1.0%)	0 (0%)	2 (22.2%)	3 (33.3%)	1 (11.1%)	2 (22.2%)	0 (0%)	1 (11.1%)	0 (0%)	---
	3rd 9 wks	9 (1.0%)	0 (0%)	0 (0%)	5 (55.6%)	3 (33.3%)	0 (0%)	1 (11.1%)	0 (0%)	0 (0%)	---
	4th 9 wks	5 (0.6%)	0 (0%)	1 (20.0%)	2 (40.0%)	1 (20.0%)	0 (0%)	0 (0%)	0 (0%)	1 (20.0%)	---



School (enrollment [†])	Period	# served (% of enrolled)	# served (% of total) - by Grade Level								
			EE	PK	K	1st	2nd	3rd	4th	5th	6th
Jordan (865)	Overall	82 (9.5%)	0 (0%)	1 (1.2%)	3 (3.7%)	25 (30.5%)	15 (18.3%)	1 (1.2%)	6 (7.3%)	4 (4.9%)	27 (32.9%)
	1st 9 wks	10 (1.2%)	0 (0%)	1 (10.0%)	1 (10.0%)	4 (40.0%)	3 (30.0%)	0 (0%)	1 (10%)	0 (0%)	0 (0%)
	2nd 9 wks	37 (4.3%)	0 (0%)	0 (0%)	1 (2.7%)	6 (16.2%)	10 (27.0%)	1 (2.7%)	3 (8.1%)	2 (5.4%)	14 (37.8%)
	3rd 9 wks	37 (4.3%)	0 (0%)	0 (0%)	2 (5.4%)	23 (62.2%)	10 (27.0%)	0 (0%)	1 (2.7%)	1 (2.7%)	0 (0%)
	4th 9 wks	30 (3.5%)	0 (0%)	0 (0%)	0 (0%)	5 (16.7%)	1 (3.3%)	0 (0%)	1 (3.3%)	1 (3.3%)	22 (73.3%)
Joslin (309)	Overall	38 (12.3%)	0 (0%)	0 (0%)	0 (0%)	23 (60.5%)	4 (10.5%)	3 (7.9%)	3 (7.9%)	5 (13.2%)	---
	1st 9 wks	9 (2.9%)	0 (0%)	0 (0%)	0 (0%)	5 (55.6%)	0 (0%)	2 (22.2%)	1 (11.1%)	1 (11.1%)	---
	2nd 9 wks	15 (4.9%)	0 (0%)	0 (0%)	0 (0%)	9 (60.0%)	1 (6.7%)	1 (6.7%)	2 (13.3%)	2 (13.3%)	---
	3rd 9 wks	21 (6.8%)	0 (0%)	0 (0%)	0 (0%)	14 (66.7%)	2 (9.5%)	1 (4.8%)	1 (4.8%)	3 (14.3%)	---
	4th 9 wks	20 (6.5%)	0 (0%)	0 (0%)	0 (0%)	13 (65.0%)	2 (10%)	1 (5%)	1 (5.0%)	3 (15.0%)	---
Kiker (951)	Overall	41 (4.3%)	2 (4.9%)	0 (0%)	4 (9.8%)	18 (43.9%)	8 (19.5%)	2 (4.9%)	5 (12.2%)	2 (4.9%)	---
	1st 9 wks	13 (1.4%)	0 (0%)	0 (0%)	0 (0%)	10 (76.9%)	2 (15.4%)	0 (0%)	1 (7.7%)	0 (0%)	---
	2nd 9 wks	19 (2.0%)	1 (5.3%)	0 (0%)	1 (5.3%)	12 (63.2%)	2 (10.5%)	1 (5.3%)	1 (5.3%)	1 (5.3%)	---
	3rd 9 wks	23 (2.4%)	2 (8.7%)	0 (0%)	3 (13.0%)	11 (47.8%)	3 (13.0%)	1 (4.3%)	2 (8.7%)	1 (4.3%)	---
	4th 9 wks	8 (0.8%)	1 (12.5%)	0 (0%)	0 (0%)	2 (25.0%)	3 (37.5%)	0 (0%)	1 (12.5%)	1 (12.5%)	---
Kocurek (643)	Overall	37 (5.8%)	0 (0%)	0 (0%)	4 (10.8%)	4 (10.8%)	9 (24.3%)	5 (13.5%)	9 (24.3%)	6 (16.2%)	---
	1st 9 wks	20 (3.1%)	0 (0%)	0 (0%)	0 (0%)	4 (20.0%)	4 (20.0%)	2 (10.0%)	6 (30.0%)	4 (20.0%)	---
	2nd 9 wks	9 (1.4%)	0 (0%)	0 (0%)	1 (11.1%)	2 (22.2%)	2 (22.2%)	2 (22.2%)	1 (11.1%)	1 (11.1%)	---
	3rd 9 wks	12 (1.9%)	0 (0%)	0 (0%)	3 (25.0%)	1 (8.3%)	3 (25.0%)	0 (0%)	1 (8.3%)	4 (33.3%)	---
	4th 9 wks	11 (1.7%)	0 (0%)	0 (0%)	1 (9.1%)	2 (18.2%)	4 (36.4%)	1 (9.1%)	2 (18.2%)	1 (9.1%)	---
Langford (811)	Overall	57 (7.0%)	---	2 (3.5%)	8 (14.0%)	9 (15.8%)	11 (19.3%)	12 (21.1%)	5 (8.8%)	10 (17.5%)	---
	1st 9 wks	10 (1.2%)	---	0 (0%)	0 (0%)	1 (10.0%)	2 (20.0%)	3 (30.0%)	1 (10.0%)	3 (30.0%)	---
	2nd 9 wks	10 (1.2%)	---	0 (0%)	0 (0%)	1 (10.0%)	3 (30.0%)	3 (30.0%)	1 (10.0%)	2 (20.0%)	---
	3rd 9 wks	39 (4.8%)	---	2 (5.1%)	7 (17.9%)	8 (20.5%)	4 (10.3%)	9 (23.1%)	2 (5.1%)	7 (17.9%)	---
	4th 9 wks	19 (2.3%)	---	0 (0%)	2 (10.5%)	2 (10.5%)	5 (26.3%)	5 (26.3%)	2 (10.5%)	3 (15.8%)	---



School (enrollment [†])	Period	# served (% of enrolled)	# served (% of total) - by Grade Level								
			EE	PK	K	1st	2nd	3rd	4th	5th	6th
Lee (399)	Overall	14 (3.5%)	0 (0%)	0 (0%)	0 (0%)	2 (14.3%)	4 (28.6%)	6 (42.9%)	0 (0%)	0 (0%)	2 (14.3%)
	1st 9 wks	1 (0.3%)	0 (0%)	0 (0%)	0 (0%)	0 (0%)	0 (0%)	1 (100%)	0 (0%)	0 (0%)	0 (0%)
	2nd 9 wks	4 (1.0%)	0 (0%)	0 (0%)	0 (0%)	0 (0%)	0 (0%)	4 (100%)	0 (0%)	0 (0%)	0 (0%)
	3rd 9 wks	6 (1.5%)	0 (0%)	0 (0%)	0 (0%)	2 (33.3%)	0 (0%)	3 (50.0%)	0 (0%)	0 (0%)	1 (16.7%)
	4th 9 wks	6 (1.5%)	0 (0%)	0 (0%)	0 (0%)	0 (0%)	4 (66.7%)	1 (16.7%)	0 (0%)	0 (0%)	1 (16.7%)
Linder (868)	Overall	84 (9.7%)	0 (0%)	5 (6.0%)	5 (6.0%)	50 (59.5%)	9 (10.7%)	5 (6.0%)	3 (3.6%)	7 (8.3%)	---
	1st 9 wks	17 (2.0%)	0 (0%)	0 (0%)	0 (0%)	7 (41.2%)	5 (29.4%)	2 (11.8%)	2 (11.8%)	1 (5.9%)	---
	2nd 9 wks	50 (5.8%)	0 (0%)	1 (2.0%)	2 (4.0%)	38 (76.0%)	1 (2.0%)	2 (4.0%)	1 (2.0%)	5 (10.0%)	---
	3rd 9 wks	28 (3.2%)	0 (0%)	3 (10.7%)	1 (3.6%)	20 (71.4%)	2 (7.1%)	1 (3.6%)	0 (0%)	1 (3.6%)	---
	4th 9 wks	22 (2.5%)	0 (0%)	4 (18.2%)	2 (9.1%)	11 (50.0%)	3 (13.6%)	1 (4.5%)	1 (4.5%)	0 (0%)	---
Maplewood (426)	Overall	52 (12.2%)	0 (0%)	1 (1.9%)	3 (5.8%)	15 (28.8%)	17 (32.7%)	5 (9.6%)	7 (13.5%)	0 (0%)	4 (7.7%)
	1st 9 wks	24 (5.6%)	0 (0%)	1 (4.2%)	0 (0%)	10 (41.7%)	7 (29.2%)	1 (4.2%)	4 (16.7%)	0 (0%)	1 (4.2%)
	2nd 9 wks	31 (7.3%)	0 (0%)	1 (3.2%)	2 (6.5%)	8 (25.8%)	13 (41.9%)	1 (3.2%)	5 (16.1%)	0 (0%)	1 (3.2%)
	3rd 9 wks	25 (5.9%)	0 (0%)	0 (0%)	1 (4.0%)	7 (28.0%)	10 (40.0%)	0 (0%)	5 (20.0%)	0 (0%)	2 (8.0%)
	4th 9 wks	18 (4.2%)	0 (0%)	0 (0%)	2 (11.1%)	5 (27.8%)	4 (22.2%)	3 (16.7%)	3 (16.7%)	0 (0%)	1 (5.6%)
Mathews (386)	Overall	65 (16.8%)	---	4 (6.2%)	8 (12.3%)	4 (6.2%)	10 (15.4%)	12 (18.5%)	11 (16.9%)	10 (15.4%)	6 (9.2%)
	1st 9 wks	18 (4.7%)	---	1 (5.6%)	1 (5.6%)	1 (5.6%)	3 (16.7%)	6 (33.3%)	4 (22.2%)	1 (5.6%)	1 (5.6%)
	2nd 9 wks	21 (5.4%)	---	0 (0%)	0 (0%)	1 (4.8%)	4 (19.0%)	2 (9.5%)	6 (28.6%)	6 (28.6%)	2 (9.5%)
	3rd 9 wks	40 (10.4%)	---	1 (2.5%)	6 (15.0%)	4 (10.0%)	8 (20.0%)	8 (20.0%)	4 (10.0%)	3 (7.5%)	6 (15.0%)
	4th 9 wks	11 (2.8%)	---	2 (18.2%)	1 (9.1%)	2 (18.2%)	0 (0%)	1 (9.1%)	2 (18.2%)	2 (18.2%)	1 (9.1%)
McBee (757)	Overall	135 (17.8%)	0 (0%)	---	12 (8.9%)	30 (22.2%)	27 (20.0%)	33 (24.4%)	21 (15.6%)	12 (8.9%)	---
	1st 9 wks	9 (1.2%)	0 (0%)	---	1 (11.1%)	1 (11.1%)	4 (44.4%)	1 (11.1%)	1 (11.1%)	1 (11.1%)	---
	2nd 9 wks	47 (6.2%)	0 (0%)	---	6 (12.8%)	4 (8.5%)	15 (31.9%)	7 (14.9%)	7 (14.9%)	8 (17.0%)	---
	3rd 9 wks	45 (5.9%)	0 (0%)	---	3 (6.7%)	15 (33.3%)	11 (24.4%)	5 (11.1%)	7 (15.6%)	4 (8.9%)	---
	4th 9 wks	93 (12.3%)	0 (0%)	---	6 (6.5%)	23 (24.7%)	12 (12.9%)	27 (29.0%)	14 (15.1%)	11 (11.8%)	---



School (enrollment [†])	Period	# served (% of enrolled)	# served (% of total) - by Grade Level								
			EE	PK	K	1st	2nd	3rd	4th	5th	6th
Menchaca (697)	Overall	20 (2.9%)	0 (0%)	2 (10.0%)	2 (10.0%)	3 (15.0%)	4 (20.0%)	2 (10.0%)	3 (15.0%)	4 (20.0%)	---
	1st 9 wks	11 (1.6%)	0 (0%)	1 (9.1%)	2 (18.2%)	2 (18.2%)	0 (0%)	1 (9.1%)	2 (18.2%)	3 (27.3%)	---
	2nd 9 wks	9 (1.3%)	0 (0%)	1 (11.1%)	1 (11.1%)	0 (0%)	3 (33.3%)	0 (0%)	2 (22.2%)	2 (22.2%)	---
	3rd 9 wks	4 (0.6%)	0 (0%)	1 (25.0%)	0 (0%)	0 (0%)	1 (25.0%)	0 (0%)	1 (25.0%)	1 (25.0%)	---
	4th 9 wks	7 (1.0%)	0 (0%)	0 (0%)	2 (28.6%)	1 (14.3%)	1 (14.3%)	1 (14.3%)	1 (14.3%)	1 (14.3%)	---
Metz (507)	Overall	40 (7.9%)	0 (0%)	2 (5.0%)	3 (7.5%)	9 (22.5%)	12 (30.0%)	1 (2.5%)	7 (17.5%)	6 (15.0%)	---
	1st 9 wks	7 (1.4%)	0 (0%)	1 (14.3%)	3 (42.9%)	0 (0%)	1 (14.3%)	0 (0%)	1 (14.3%)	1 (14.3%)	---
	2nd 9 wks	12 (2.4%)	0 (0%)	2 (16.7%)	1 (8.3%)	0 (0%)	4 (33.3%)	0 (0%)	1 (8.3%)	4 (33.3%)	---
	3rd 9 wks	6 (1.2%)	0 (0%)	0 (0%)	0 (0%)	0 (0%)	6 (100%)	0 (0%)	0 (0%)	0 (0%)	---
	4th 9 wks	21 (4.1%)	0 (0%)	0 (0%)	0 (0%)	9 (42.9%)	4 (19.0%)	1 (4.8%)	6 (28.6%)	1 (4.8%)	---
Mills (917)	Overall	79 (8.6%)	0 (0%)	0 (0%)	7 (8.9%)	20 (25.3%)	17 (21.5%)	27 (34.2%)	7 (8.9%)	1 (1.3%)	---
	1st 9 wks	36 (3.9%)	0 (0%)	0 (0%)	5 (13.9%)	5 (13.9%)	9 (25.0%)	16 (44.4%)	0 (0%)	1 (2.8%)	---
	2nd 9 wks	35 (3.8%)	0 (0%)	0 (0%)	2 (5.7%)	13 (37.1%)	5 (14.3%)	13 (37.1%)	2 (5.7%)	0 (0%)	---
	3rd 9 wks	59 (6.4%)	0 (0%)	0 (0%)	7 (11.9%)	16 (27.1%)	12 (20.3%)	18 (30.5%)	6 (10.2%)	0 (0%)	---
	4th 9 wks	15 (1.6%)	0 (0%)	0 (0%)	4 (26.7%)	0 (0%)	0 (0%)	9 (60.0%)	2 (13.3%)	0 (0%)	---
Norman (324)	Overall	29 (9.0%)	---	1 (3.4%)	5 (17.2%)	2 (6.9%)	1 (3.4%)	1 (3.4%)	3 (10.3%)	9 (31.0%)	7 (24.1%)
	1st 9 wks	1 (0.3%)	---	0 (0%)	0 (0%)	0 (0%)	0 (0%)	0 (0%)	1 (100%)	0 (0%)	0 (0%)
	2nd 9 wks	15 (4.6%)	---	0 (0%)	3 (20.0%)	1 (6.7%)	1 (6.7%)	1 (6.7%)	2 (13.3%)	6 (40.0%)	1 (6.7%)
	3rd 9 wks	14 (4.3%)	---	0 (0%)	1 (7.1%)	1 (7.1%)	0 (0%)	0 (0%)	0 (0%)	7 (50%)	5 (35.7%)
	4th 9 wks	6 (1.9%)	---	1 (16.7%)	1 (16.7%)	0 (0%)	0 (0%)	0 (0%)	1 (16.7%)	1 (16.7%)	2 (33.3%)
Oak Hill (766)	Overall	84 (11.0%)	0 (0%)	1 (1.2%)	9 (10.7%)	27 (32.1%)	22 (26.2%)	14 (16.7%)	5 (6.0%)	6 (7.1%)	---
	1st 9 wks	49 (6.4%)	0 (0%)	0 (0%)	7 (14.3%)	21 (42.9%)	6 (12.2%)	9 (18.4%)	5 (10.2%)	1 (2.0%)	---
	2nd 9 wks	53 (6.9%)	0 (0%)	0 (0%)	8 (15.1%)	15 (28.3%)	17 (32.1%)	8 (15.1%)	0 (0%)	5 (9.4%)	---
	3rd 9 wks	20 (2.6%)	0 (0%)	1 (5%)	0 (0%)	6 (30.0%)	8 (40.0%)	3 (15.0%)	0 (0%)	2 (10.0%)	---
	4th 9 wks	13 (1.7%)	0 (0%)	0 (0%)	3 (23.1%)	1 (7.7%)	9 (69.2%)	0 (0%)	0 (0%)	0 (0%)	---



School (enrollment [†])	Period	# served (% of enrolled)	# served (% of total) - by Grade Level								
			EE	PK	K	1st	2nd	3rd	4th	5th	6th
Oak Springs (283)	Overall	88 (31.1%)	0 (0%)	1 (1.1%)	0 (0%)	29 (33.0%)	20 (22.7%)	7 (8.0%)	17 (19.3%)	14 (15.9%)	---
	1st 9 wks	44 (15.5%)	0 (0%)	0 (0%)	0 (0%)	12 (27.3%)	10 (22.7%)	2 (4.5%)	10 (22.7%)	10 (22.7%)	---
	2nd 9 wks	32 (11.3%)	0 (0%)	0 (0%)	0 (0%)	16 (50.0%)	7 (21.9%)	0 (0%)	3 (9.4%)	6 (18.8%)	---
	3rd 9 wks	59 (20.8%)	0 (0%)	1 (1.7%)	0 (0%)	21 (35.6%)	12 (20.3%)	5 (8.5%)	11 (18.6%)	9 (15.3%)	---
	4th 9 wks	13 (4.6%)	0 (0%)	0 (0%)	0 (0%)	10 (76.9%)	2 (15.4%)	0 (0%)	1 (7.7%)	0 (0%)	---
Odom (681)	Overall	37 (5.4%)	0 (0%)	1 (2.7%)	1 (2.7%)	18 (48.6%)	3 (8.1%)	7 (18.9%)	5 (13.5%)	2 (5.4%)	---
	1st 9 wks	11 (1.6%)	0 (0%)	0 (0%)	1 (9.1%)	4 (36.4%)	1 (9.1%)	1 (9.1%)	3 (27.3%)	1 (9.1%)	---
	2nd 9 wks	10 (1.5%)	0 (0%)	0 (0%)	0 (0%)	6 (60.0%)	1 (10.0%)	2 (20.0%)	1 (10.0%)	0 (0%)	---
	3rd 9 wks	13 (1.9%)	0 (0%)	1 (7.7%)	0 (0%)	7 (53.8%)	1 (7.7%)	2 (15.4%)	0 (0%)	2 (15.4%)	---
	4th 9 wks	16 (2.3%)	0 (0%)	0 (0%)	0 (0%)	9 (56.3%)	2 (12.5%)	4 (25.0%)	1 (6.3%)	0 (0%)	---
Ortega (290)	Overall	72 (24.8%)	0 (0%)	3 (4.2%)	11 (15.3%)	12 (16.7%)	11 (15.3%)	10 (13.9%)	11 (15.3%)	14 (19.4%)	---
	1st 9 wks	6 (2.1%)	0 (0%)	0 (0%)	1 (16.7%)	0 (0%)	1 (16.7%)	1 (16.7%)	0 (0%)	3 (50.0%)	---
	2nd 9 wks	14 (4.8%)	0 (0%)	0 (0%)	1 (7.1%)	1 (7.1%)	2 (14.3%)	2 (14.3%)	5 (35.7%)	3 (21.4%)	---
	3rd 9 wks	48 (16.6%)	0 (0%)	2 (4.2%)	8 (16.7%)	9 (18.8%)	5 (10.4%)	6 (12.5%)	7 (14.6%)	11 (22.9%)	---
	4th 9 wks	43 (14.8%)	0 (0%)	1 (2.3%)	6 (14.0%)	8 (18.6%)	10 (23.3%)	6 (14.0%)	5 (11.6%)	7 (16.3%)	---
Overton (760)	Overall	164 (21.6%)	0 (0%)	5 (3.0%)	14 (8.5%)	21 (12.8%)	26 (15.9%)	36 (22.0%)	30 (18.3%)	27 (16.5%)	5 (3.0%)
	1st 9 wks	40 (5.3%)	0 (0%)	1 (2.5%)	2 (5.0%)	6 (15.0%)	1 (2.5%)	9 (22.5%)	4 (10.0%)	17 (42.5%)	0 (0%)
	2nd 9 wks	99 (13%)	0 (0%)	4 (4.0%)	9 (9.1%)	5 (5.1%)	18 (18.2%)	20 (20.2%)	29 (29.3%)	11 (11.1%)	3 (3.0%)
	3rd 9 wks	72 (9.5%)	0 (0%)	0 (0%)	6 (8.3%)	15 (20.8%)	11 (15.3%)	22 (30.6%)	12 (16.7%)	5 (6.9%)	1 (1.4%)
	4th 9 wks	38 (5.0%)	0 (0%)	1 (2.6%)	5 (13.2%)	11 (28.9%)	10 (26.3%)	7 (18.4%)	3 (7.9%)	0 (0%)	1 (2.6%)
Palm (552)	Overall	19 (3.4%)	0 (0%)	0 (0%)	0 (0%)	5 (26.3%)	4 (21.1%)	6 (31.6%)	2 (10.5%)	2 (10.5%)	---
	1st 9 wks	11 (2.0%)	0 (0%)	0 (0%)	0 (0%)	3 (27.3%)	3 (27.3%)	2 (18.2%)	1 (9.1%)	2 (18.2%)	---
	2nd 9 wks	6 (1.1%)	0 (0%)	0 (0%)	0 (0%)	0 (0%)	3 (50.0%)	2 (33.3%)	0 (0%)	1 (16.7%)	---
	3rd 9 wks	12 (2.2%)	0 (0%)	0 (0%)	0 (0%)	2 (16.7%)	3 (25.0%)	6 (50.0%)	1 (8.3%)	0 (0%)	---
	4th 9 wks	5 (0.9%)	0 (0%)	0 (0%)	0 (0%)	1 (20.0%)	2 (40.0%)	2 (40.0%)	0 (0%)	0 (0%)	---



School (enrollment [†])	Period	# served (% of enrolled)	# served (% of total) - by Grade Level								
			EE	PK	K	1st	2nd	3rd	4th	5th	6th
Patton (1,008)	Overall	3 (0.3%)	0 (0%)	0 (0%)	2 (66.7%)	1 (33.3%)	0 (0%)	0 (0%)	0 (0%)	0 (0%)	---
	1st 9 wks	0 (0%)	0 (0%)	0 (0%)	0 (0%)	0 (0%)	0 (0%)	0 (0%)	0 (0%)	0 (0%)	---
	2nd 9 wks	1 (0.1%)	0 (0%)	0 (0%)	0 (0%)	1 (100%)	0 (0%)	0 (0%)	0 (0%)	0 (0%)	---
	3rd 9 wks	2 (0.2%)	0 (0%)	0 (0%)	2 (100%)	0 (0%)	0 (0%)	0 (0%)	0 (0%)	0 (0%)	---
	4th 9 wks	1 (0.1%)	0 (0%)	0 (0%)	1 (100%)	0 (0%)	0 (0%)	0 (0%)	0 (0%)	0 (0%)	---
Pease (256)	Overall	10 (3.9%)	---	---	2 (20.0%)	2 (20.0%)	1 (10.0%)	3 (30.0%)	0 (0%)	1 (10.0%)	1 (10.0%)
	1st 9 wks	0 (0%)	---	---	0 (0%)	0 (0%)	0 (0%)	0 (0%)	0 (0%)	0 (0%)	0 (0%)
	2nd 9 wks	5 (2.0%)	---	---	2 (40%)	0 (0%)	0 (0%)	2 (40.0%)	0 (0%)	1 (20%)	0 (0%)
	3rd 9 wks	6 (2.3%)	---	---	0 (0%)	2 (33.3%)	1 (16.7%)	2 (33.3%)	0 (0%)	0 (0%)	1 (16.7%)
	4th 9 wks	0 (0%)	---	---	0 (0%)	0 (0%)	0 (0%)	0 (0%)	0 (0%)	0 (0%)	0 (0%)
Pecan Springs (479)	Overall	25 (5.2%)	0 (0%)	3 (12.0%)	2 (8.0%)	12 (48.0%)	1 (4.0%)	1 (4.0%)	3 (12.0%)	3 (12.0%)	---
	1st 9 wks	7 (1.5%)	0 (0%)	0 (0%)	1 (14.3%)	5 (71.4%)	0 (0%)	0 (0%)	0 (0%)	1 (14.3%)	---
	2nd 9 wks	9 (1.9%)	0 (0%)	0 (0%)	0 (0%)	6 (66.7%)	0 (0%)	0 (0%)	2 (22.2%)	1 (11.1%)	---
	3rd 9 wks	10 (2.1%)	0 (0%)	3 (30.0%)	2 (20.0%)	3 (30.0%)	1 (10.0%)	0 (0%)	1 (10.0%)	0 (0%)	---
	4th 9 wks	3 (0.6%)	0 (0%)	0 (0%)	1 (33.3%)	0 (0%)	0 (0%)	1 (33.3%)	0 (0%)	1 (33.3%)	---
Perez (893)	Overall	48 (5.4%)	0 (0%)	2 (4.2%)	0 (0%)	18 (37.5%)	14 (29.2%)	4 (8.3%)	2 (4.2%)	8 (16.7%)	---
	1st 9 wks	6 (0.7%)	0 (0%)	2 (33.3%)	0 (0%)	1 (16.7%)	1 (16.7%)	0 (0%)	0 (0%)	2 (33.3%)	---
	2nd 9 wks	9 (1.0%)	0 (0%)	1 (11.1%)	0 (0%)	3 (33.3%)	2 (22.2%)	0 (0%)	0 (0%)	3 (33.3%)	---
	3rd 9 wks	18 (2.0%)	0 (0%)	1 (5.6%)	0 (0%)	4 (22.2%)	3 (16.7%)	2 (11.1%)	2 (11.1%)	6 (33.3%)	---
	4th 9 wks	34 (3.8%)	0 (0%)	0 (0%)	0 (0%)	18 (52.9%)	11 (32.4%)	3 (8.8%)	0 (0%)	2 (5.9%)	---
Pickle (770)	Overall	165 (21.4%)	0 (0%)	12 (7.3%)	17 (10.3%)	34 (20.6%)	47 (28.5%)	28 (17.0%)	12 (7.3%)	15 (9.1%)	---
	1st 9 wks	71 (9.2%)	0 (0%)	4 (5.6%)	9 (12.7%)	13 (18.3%)	25 (35.2%)	16 (22.5%)	3 (4.2%)	1 (1.4%)	---
	2nd 9 wks	85 (11.0%)	0 (0%)	1 (1.2%)	5 (5.9%)	21 (24.7%)	38 (44.7%)	12 (14.1%)	1 (1.2%)	7 (8.2%)	---
	3rd 9 wks	99 (12.9%)	0 (0%)	10 (10.1%)	7 (7.1%)	20 (20.2%)	25 (25.3%)	16 (16.2%)	9 (9.1%)	12 (12.1%)	---
	4th 9 wks	48 (6.2%)	0 (0%)	0 (0%)	1 (2.1%)	11 (22.9%)	12 (25.0%)	15 (31.3%)	4 (8.3%)	5 (10.4%)	---



School (enrollment [†])	Period	# served (% of enrolled)	# served (% of total) - by Grade Level								
			EE	PK	K	1st	2nd	3rd	4th	5th	6th
Pillow (678)	Overall	52 (7.7%)	0 (0%)	3 (5.8%)	2 (3.8%)	13 (25.0%)	9 (17.3%)	8 (15.4%)	13 (25.0%)	4 (7.7%)	---
	1st 9 wks	21 (3.1%)	0 (0%)	2 (9.5%)	1 (4.8%)	3 (14.3%)	2 (9.5%)	3 (14.3%)	7 (33.3%)	3 (14.3%)	---
	2nd 9 wks	22 (3.2%)	0 (0%)	1 (4.5%)	1 (4.5%)	6 (27.3%)	4 (18.2%)	5 (22.7%)	4 (18.2%)	1 (4.5%)	---
	3rd 9 wks	17 (2.5%)	0 (0%)	2 (11.8%)	0 (0%)	3 (17.6%)	5 (29.4%)	2 (11.8%)	5 (29.4%)	0 (0%)	---
	4th 9 wks	15 (2.2%)	0 (0%)	1 (6.7%)	0 (0%)	8 (53.3%)	2 (13.3%)	2 (13.3%)	0 (0%)	2 (13.3%)	---
Pleasant Hill (613)	Overall	34 (5.5%)	0 (0%)	8 (23.5%)	12 (35.3%)	3 (8.8%)	5 (14.7%)	1 (2.9%)	3 (8.8%)	2 (5.9%)	---
	1st 9 wks	13 (2.1%)	0 (0%)	1 (7.7%)	6 (46.2%)	2 (15.4%)	1 (7.7%)	1 (7.7%)	0 (0%)	2 (15.4%)	---
	2nd 9 wks	7 (1.1%)	0 (0%)	1 (14.3%)	5 (71.4%)	0 (0%)	1 (14.3%)	0 (0%)	0 (0%)	0 (0%)	---
	3rd 9 wks	17 (2.8%)	0 (0%)	6 (35.3%)	4 (23.5%)	1 (5.9%)	3 (17.6%)	0 (0%)	3 (17.6%)	0 (0%)	---
	4th 9 wks	6 (1.0%)	0 (0%)	3 (50.0%)	1 (16.7%)	0 (0%)	1 (16.7%)	0 (0%)	1 (16.7%)	0 (0%)	---
Lucy Read (468)	Overall	12 (2.6%)	1 (8.3%)	11 (91.7%)	---	---	---	---	---	---	---
	1st 9 wks	3 (0.6%)	0 (0%)	3 (100%)	---	---	---	---	---	---	---
	2nd 9 wks	4 (0.9%)	1 (25.0%)	3 (75.0%)	---	---	---	---	---	---	---
	3rd 9 wks	6 (1.3%)	0 (0%)	6 (100%)	---	---	---	---	---	---	---
	4th 9 wks	2 (0.4%)	0 (0%)	2 (100%)	---	---	---	---	---	---	---
Reilly (317)	Overall	40 (12.6%)	0 (0%)	0 (0%)	11 (27.5%)	4 (10.0%)	10 (25.0%)	8 (20.0%)	6 (15.0%)	1 (2.5%)	---
	1st 9 wks	18 (5.7%)	0 (0%)	0 (0%)	2 (11.1%)	4 (22.2%)	8 (44.4%)	1 (5.6%)	2 (11.1%)	1 (5.6%)	---
	2nd 9 wks	16 (5.0%)	0 (0%)	0 (0%)	0 (0%)	2 (12.5%)	8 (50.0%)	3 (18.8%)	3 (18.8%)	0 (0%)	---
	3rd 9 wks	23 (7.3%)	0 (0%)	0 (0%)	8 (34.8%)	2 (8.7%)	8 (34.8%)	3 (13.0%)	2 (8.7%)	0 (0%)	---
	4th 9 wks	18 (5.7%)	0 (0%)	0 (0%)	8 (44.4%)	2 (11.1%)	5 (27.8%)	1 (5.6%)	2 (11.1%)	0 (0%)	---
Ridgetop (289)	Overall	5 (1.7%)	0 (0%)	0 (0%)	0 (0%)	0 (0%)	0 (0%)	1 (20.0%)	1 (20.0%)	3 (60.0%)	---
	1st 9 wks	1 (0.3%)	0 (0%)	0 (0%)	0 (0%)	0 (0%)	0 (0%)	0 (0%)	0 (0%)	1 (100%)	---
	2nd 9 wks	4 (1.4%)	0 (0%)	0 (0%)	0 (0%)	0 (0%)	0 (0%)	1 (25.0%)	1 (25.0%)	2 (50.0%)	---
	3rd 9 wks	0 (0%)	0 (0%)	0 (0%)	0 (0%)	0 (0%)	0 (0%)	0 (0%)	0 (0%)	0 (0%)	---
	4th 9 wks	0 (0%)	0 (0%)	0 (0%)	0 (0%)	0 (0%)	0 (0%)	0 (0%)	0 (0%)	0 (0%)	---



School (enrollment [†])	Period	# served (% of enrolled)	# served (% of total) - by Grade Level								
			EE	PK	K	1st	2nd	3rd	4th	5th	6th
Rodriguez (950)	Overall	39 (4.1%)	0 (0%)	0 (0%)	4 (10.3%)	7 (17.9%)	5 (12.8%)	9 (23.1%)	10 (25.6%)	4 (10.3%)	---
	1st 9 wks	26 (2.7%)	0 (0%)	0 (0%)	3 (11.5%)	4 (15.4%)	2 (7.7%)	7 (26.9%)	7 (26.9%)	3 (11.5%)	---
	2nd 9 wks	16 (1.7%)	0 (0%)	0 (0%)	2 (12.5%)	2 (12.5%)	3 (18.8%)	2 (12.5%)	5 (31.3%)	2 (12.5%)	---
	3rd 9 wks	9 (0.9%)	0 (0%)	0 (0%)	1 (11.1%)	2 (22.2%)	1 (11.1%)	1 (11.1%)	3 (33.3%)	1 (11.1%)	---
	4th 9 wks	1 (0.1%)	0 (0%)	0 (0%)	0 (0%)	0 (0%)	0 (0%)	0 (0%)	1 (100%)	0 (0%)	---
Sanchez (567)	Overall	35 (6.2%)	0 (0%)	1 (2.9%)	0 (0%)	8 (22.9%)	4 (11.4%)	5 (14.3%)	10 (28.6%)	7 (20.0%)	---
	1st 9 wks	14 (2.5%)	0 (0%)	1 (7.1%)	0 (0%)	3 (21.4%)	2 (14.3%)	1 (7.1%)	1 (7.1%)	6 (42.9%)	---
	2nd 9 wks	18 (3.2%)	0 (0%)	0 (0%)	0 (0%)	4 (22.2%)	1 (5.6%)	3 (16.7%)	7 (38.9%)	3 (16.7%)	---
	3rd 9 wks	12 (2.1%)	0 (0%)	0 (0%)	0 (0%)	5 (41.7%)	2 (16.7%)	0 (0%)	3 (25.0%)	2 (16.7%)	---
	4th 9 wks	5 (0.9%)	0 (0%)	0 (0%)	0 (0%)	2 (40.0%)	0 (0%)	1 (20.0%)	0 (0%)	2 (40.0%)	---
Sims (310)	Overall	64 (20.6%)	---	5 (7.8%)	3 (4.7%)	13 (20.3%)	20 (31.3%)	11 (17.2%)	4 (6.3%)	7 (10.9%)	1 (1.6%)
	1st 9 wks	24 (7.7%)	---	0 (0%)	0 (0%)	6 (25.0%)	12 (50.0%)	2 (8.3%)	1 (4.2%)	3 (12.5%)	0 (0%)
	2nd 9 wks	25 (8.1%)	---	3 (12.0%)	1 (4.0%)	6 (24.0%)	12 (48.0%)	0 (0%)	1 (4.0%)	2 (8.0%)	0 (0%)
	3rd 9 wks	40 (12.9%)	---	3 (7.5%)	1 (2.5%)	8 (20.0%)	8 (20.0%)	10 (25.0%)	4 (10.0%)	5 (12.5%)	1 (2.5%)
	4th 9 wks	17 (5.5%)	---	0 (0%)	2 (11.8%)	3 (17.6%)	4 (23.5%)	5 (29.4%)	2 (11.8%)	1 (5.9%)	0 (0%)
St Elmo (295)	Overall	63 (21.4%)	0 (0%)	9 (14.3%)	7 (11.1%)	7 (11.1%)	5 (7.9%)	17 (27.0%)	9 (14.3%)	9 (14.3%)	---
	1st 9 wks	46 (15.6%)	0 (0%)	6 (13.0%)	3 (6.5%)	6 (13.0%)	2 (4.3%)	17 (37.0%)	6 (13.0%)	6 (13.0%)	---
	2nd 9 wks	20 (6.8%)	0 (0%)	2 (10.0%)	2 (10.0%)	0 (0%)	2 (10.0%)	6 (30.0%)	4 (20.0%)	4 (20.0%)	---
	3rd 9 wks	14 (4.7%)	0 (0%)	1 (7.1%)	3 (21.4%)	1 (7.1%)	2 (14.3%)	6 (42.9%)	0 (0%)	1 (7.1%)	---
	4th 9 wks	2 (0.7%)	0 (0%)	0 (0%)	0 (0%)	0 (0%)	0 (0%)	0 (0%)	2 (100%)	0 (0%)	---
Summitt (758)	Overall	175 (23.1%)	0 (0%)	6 (3.4%)	19 (10.9%)	49 (28.0%)	32 (18.3%)	15 (8.6%)	19 (10.9%)	35 (20.0%)	---
	1st 9 wks	72 (9.5%)	0 (0%)	2 (2.8%)	7 (9.7%)	18 (25.0%)	13 (18.1%)	11 (15.3%)	10 (13.9%)	11 (15.3%)	---
	2nd 9 wks	66 (8.7%)	0 (0%)	2 (3.0%)	13 (19.7%)	19 (28.8%)	17 (25.8%)	6 (9.1%)	5 (7.6%)	4 (6.1%)	---
	3rd 9 wks	63 (8.3%)	0 (0%)	4 (6.3%)	10 (15.9%)	19 (30.2%)	16 (25.4%)	4 (6.3%)	7 (11.1%)	3 (4.8%)	---
	4th 9 wks	70 (9.2%)	0 (0%)	0 (0%)	5 (7.1%)	23 (32.9%)	11 (15.7%)	3 (4.3%)	4 (5.7%)	24 (34.3%)	---



School (enrollment [†])	Period	# served (% of enrolled)	# served (% of total) - by Grade Level								
			EE	PK	K	1st	2nd	3rd	4th	5th	6th
Sunset Valley (496)	Overall	36 (7.3%)	0 (0%)	0 (0%)	5 (13.9%)	5 (13.9%)	14 (38.9%)	5 (13.9%)	7 (19.4%)	0 (0%)	---
	1st 9 wks	9 (1.8%)	0 (0%)	0 (0%)	0 (0%)	0 (0%)	6 (66.7%)	2 (22.2%)	1 (11.1%)	0 (0%)	---
	2nd 9 wks	10 (2.0%)	0 (0%)	0 (0%)	0 (0%)	0 (0%)	9 (90.0%)	1 (10.0%)	0 (0%)	0 (0%)	---
	3rd 9 wks	29 (5.8%)	0 (0%)	0 (0%)	5 (17.2%)	5 (17.2%)	9 (31.0%)	4 (13.8%)	6 (20.7%)	0 (0%)	---
	4th 9 wks	3 (0.6%)	0 (0%)	0 (0%)	1 (33.3%)	0 (0%)	2 (66.7%)	0 (0%)	0 (0%)	0 (0%)	---
Travis Heights (544)	Overall	17 (3.1%)	0 (0%)	1 (5.9%)	2 (11.8%)	5 (29.4%)	2 (11.8%)	3 (17.6%)	2 (11.8%)	2 (11.8%)	---
	1st 9 wks	3 (0.6%)	0 (0%)	0 (0%)	1 (33.3%)	1 (33.3%)	0 (0%)	1 (33.3%)	0 (0%)	0 (0%)	---
	2nd 9 wks	4 (0.7%)	0 (0%)	1 (25.0%)	0 (0%)	0 (0%)	0 (0%)	1 (25.0%)	0 (0%)	2 (50.0%)	---
	3rd 9 wks	9 (1.7%)	0 (0%)	0 (0%)	1 (11.1%)	2 (22.2%)	2 (22.2%)	2 (22.2%)	2 (22.2%)	0 (0%)	---
	4th 9 wks	5 (0.9%)	0 (0%)	0 (0%)	0 (0%)	3 (60.0%)	1 (20.0%)	0 (0%)	1 (20.0%)	0 (0%)	---
Walnut Creek (931)	Overall	122 (13.1%)	0 (0%)	10 (8.2%)	25 (20.5%)	24 (19.7%)	19 (15.6%)	13 (10.7%)	15 (12.3%)	14 (11.5%)	2 (1.6%)
	1st 9 wks	59 (6.3%)	0 (0%)	7 (11.9%)	7 (11.9%)	6 (10.2%)	9 (15.3%)	11 (18.6%)	10 (16.9%)	8 (13.6%)	1 (1.7%)
	2nd 9 wks	44 (4.7%)	0 (0%)	1 (2.3%)	7 (15.9%)	5 (11.4%)	1 (2.3%)	12 (27.3%)	9 (20.5%)	9 (20.5%)	0 (0%)
	3rd 9 wks	61 (6.6%)	0 (0%)	4 (6.6%)	6 (9.8%)	21 (34.4%)	10 (16.4%)	3 (4.9%)	13 (21.3%)	3 (4.9%)	1 (1.6%)
	4th 9 wks	33 (3.5%)	0 (0%)	5 (15.2%)	14 (42.4%)	7 (21.2%)	3 (9.1%)	0 (0%)	4 (12.1%)	0 (0%)	0 (0%)
Widen (743)	Overall	107 (14.4%)	0 (0%)	9 (8.4%)	6 (5.6%)	18 (16.8%)	12 (11.2%)	20 (18.7%)	23 (21.5%)	19 (17.8%)	---
	1st 9 wks	9 (1.2%)	0 (0%)	0 (0%)	2 (22.2%)	1 (11.1%)	1 (11.1%)	0 (0%)	3 (33.3%)	2 (22.2%)	---
	2nd 9 wks	34 (4.6%)	0 (0%)	2 (5.9%)	5 (14.7%)	8 (23.5%)	8 (23.5%)	3 (8.8%)	6 (17.6%)	2 (5.9%)	---
	3rd 9 wks	27 (3.6%)	0 (0%)	1 (3.7%)	1 (3.7%)	6 (22.2%)	9 (33.3%)	6 (22.2%)	3 (11.1%)	1 (3.7%)	---
	4th 9 wks	90 (12.1%)	0 (0%)	7 (7.8%)	5 (5.6%)	15 (16.7%)	7 (7.8%)	19 (21.1%)	19 (21.1%)	18 (20.0%)	---
Williams (616)	Overall	108 (17.5%)	0 (0%)	4 (3.7%)	42 (38.9%)	4 (3.7%)	12 (11.1%)	10 (9.3%)	5 (4.6%)	31 (28.7%)	---
	1st 9 wks	5 (0.8%)	0 (0%)	0 (0%)	0 (0%)	0 (0%)	1 (20.0%)	1 (20.0%)	2 (40.0%)	1 (20.0%)	---
	2nd 9 wks	7 (1.1%)	0 (0%)	1 (14.3%)	0 (0%)	0 (0%)	0 (0%)	4 (57.1%)	2 (28.6%)	0 (0%)	---
	3rd 9 wks	12 (1.9%)	0 (0%)	0 (0%)	1 (8.3%)	1 (8.3%)	3 (25.0%)	4 (33.3%)	1 (8.3%)	2 (16.7%)	---
	4th 9 wks	89 (14.4%)	0 (0%)	3 (3.4%)	41 (46.1%)	4 (4.5%)	9 (10.1%)	2 (2.2%)	1 (1.1%)	29 (32.6%)	---



School (enrollment [†])	Period	# served (% of enrolled)	# served (% of total) - by Grade Level								
			EE	PK	K	1st	2nd	3rd	4th	5th	6th
Winn (410)	Overall	91 (22.2%)	0 (0%)	11 (12.1%)	10 (11.0%)	14 (15.4%)	25 (27.5%)	15 (16.5%)	5 (5.5%)	11 (12.1%)	---
	1st 9 wks	40 (9.8%)	0 (0%)	5 (12.5%)	1 (2.5%)	8 (20.0%)	22 (55.0%)	1 (2.5%)	1 (2.5%)	2 (5.0%)	---
	2nd 9 wks	36 (8.8%)	0 (0%)	4 (11.1%)	4 (11.1%)	7 (19.4%)	6 (16.7%)	9 (25.0%)	3 (8.3%)	3 (8.3%)	---
	3rd 9 wks	37 (9.0%)	0 (0%)	3 (8.1%)	4 (10.8%)	5 (13.5%)	7 (18.9%)	11 (29.7%)	0 (0%)	7 (18.9%)	---
	4th 9 wks	34 (8.3%)	0 (0%)	5 (14.7%)	4 (11.8%)	2 (5.9%)	8 (23.5%)	9 (26.5%)	2 (5.9%)	4 (11.8%)	---
Wooldridge (912)	Overall	118 (12.9%)	0 (0%)	0 (0%)	16 (13.6%)	20 (16.9%)	29 (24.6%)	17 (14.4%)	22 (18.6%)	14 (11.9%)	---
	1st 9 wks	29 (3.2%)	0 (0%)	0 (0%)	8 (27.6%)	8 (27.6%)	1 (3.4%)	3 (10.3%)	3 (10.3%)	6 (20.7%)	---
	2nd 9 wks	64 (7.0%)	0 (0%)	0 (0%)	10 (15.6%)	11 (17.2%)	17 (26.6%)	8 (12.5%)	9 (14.1%)	9 (14.1%)	---
	3rd 9 wks	59 (6.5%)	0 (0%)	0 (0%)	10 (16.9%)	9 (15.3%)	13 (22.0%)	8 (13.6%)	14 (23.7%)	5 (8.5%)	---
	4th 9 wks	29 (3.2%)	0 (0%)	0 (0%)	3 (10.3%)	8 (27.6%)	9 (31.0%)	1 (3.4%)	6 (20.7%)	2 (6.9%)	---
Wooten (680)	Overall	24 (3.5%)	0 (0%)	3 (12.5%)	1 (4.2%)	5 (20.8%)	10 (41.7%)	0 (0%)	4 (16.7%)	1 (4.2%)	---
	1st 9 wks	14 (2.1%)	0 (0%)	1 (7.1%)	1 (7.1%)	5 (35.7%)	3 (21.4%)	0 (0%)	3 (21.4%)	1 (7.1%)	---
	2nd 9 wks	11 (1.6%)	0 (0%)	1 (9.1%)	0 (0%)	2 (18.2%)	6 (54.5%)	0 (0%)	2 (18.2%)	0 (0%)	---
	3rd 9 wks	7 (1.0%)	0 (0%)	2 (28.6%)	0 (0%)	1 (14.3%)	4 (57.1%)	0 (0%)	0 (0%)	0 (0%)	---
	4th 9 wks	3 (0.4%)	0 (0%)	0 (0%)	0 (0%)	0 (0%)	3 (100%)	0 (0%)	0 (0%)	0 (0%)	---
Zavala (418)	Overall	18 (4.3%)	0 (0%)	2 (11.1%)	4 (22.2%)	1 (5.6%)	1 (5.6%)	4 (22.2%)	2 (11.1%)	3 (16.7%)	1 (5.6%)
	1st 9 wks	9 (2.2%)	0 (0%)	2 (22.2%)	3 (33.3%)	0 (0%)	0 (0%)	3 (33.3%)	1 (11.1%)	0 (0%)	0 (0%)
	2nd 9 wks	6 (1.4%)	0 (0%)	0 (0%)	0 (0%)	0 (0%)	1 (16.7%)	2 (33.3%)	0 (0%)	3 (50.0%)	0 (0%)
	3rd 9 wks	8 (1.9%)	0 (0%)	0 (0%)	1 (12.5%)	1 (12.5%)	1 (12.5%)	3 (37.5%)	1 (12.5%)	1 (12.5%)	0 (0%)
	4th 9 wks	2 (0.5%)	0 (0%)	0 (0%)	1 (50.0%)	0 (0%)	0 (0%)	0 (0%)	0 (0%)	0 (0%)	1 (50.0%)
Zilker (533)	Overall	55 (10.3%)	0 (0%)	3 (5.5%)	3 (5.5%)	9 (16.4%)	21 (38.2%)	4 (7.3%)	8 (14.5%)	7 (12.7%)	---
	1st 9 wks	35 (6.6%)	0 (0%)	1 (2.9%)	2 (5.7%)	4 (11.4%)	18 (51.4%)	1 (2.9%)	7 (20.0%)	2 (5.7%)	---
	2nd 9 wks	22 (4.1%)	0 (0%)	1 (4.5%)	1 (4.5%)	4 (18.2%)	9 (40.9%)	1 (4.5%)	4 (18.2%)	2 (9.1%)	---
	3rd 9 wks	22 (4.1%)	0 (0%)	1 (4.5%)	2 (9.1%)	6 (27.3%)	4 (18.2%)	1 (4.5%)	4 (18.2%)	4 (18.2%)	---
	4th 9 wks	17 (3.2%)	0 (0%)	1 (5.9%)	2 (11.8%)	5 (29.4%)	3 (17.6%)	2 (11.8%)	4 (23.5%)	0 (0%)	---

[†]Enrollment figures represent 12/26/2011 snapshot from SchoolNet. ^{**}Students served who did not enroll: Kiker = 1; Summit = 1.



School (enrollment [†])	Period	Total records	Counselor records (% of total)	Teacher records (% of total)	# service records (% of total) - by Grade Level								
					EE	PK	K	1st	2nd	3rd	4th	5th	6th
Allan (375)	Overall	55	5 (9.1%)	14 (25.5%)	0 (0%)	3 (5.5%)	3 (5.5%)	21 (38.2%)	0 (0%)	12 (21.8%)	5 (9.1%)	11 (20.0%)	---
	1st 9 wks	20	1 (5.0%)	0 (0%)	0 (0%)	0 (0%)	1 (5.0%)	4 (20.0%)	0 (0%)	5 (25.0%)	1 (5.0%)	9 (45.0%)	---
	2nd 9 wks	19	4 (21.1%)	1 (5.3%)	0 (0%)	3 (15.8%)	2 (10.5%)	3 (15.8%)	0 (0%)	6 (31.6%)	4 (21.1%)	1 (5.3%)	---
	3rd 9 wks	16	0 (0%)	13 (81.3%)	0 (0%)	0 (0%)	0 (0%)	14 (87.5%)	0 (0%)	1 (6.3%)	0 (0%)	1 (6.3%)	---
	4th 9 wks	0	0 (0%)	0 (0%)	0 (0%)	0 (0%)	0 (0%)	0 (0%)	0 (0%)	0 (0%)	0 (0%)	0 (0%)	---
Allison (527)	Overall	33	1 (3.0%)	17 (51.5%)	0 (0%)	3 (9.1%)	2 (6.1%)	8 (24.2%)	1 (3.0%)	16 (48.5%)	3 (9.1%)	0 (0%)	---
	1st 9 wks	14	0 (0%)	12 (85.7%)	0 (0%)	0 (0%)	1 (7.1%)	2 (14.3%)	0 (0%)	11 (78.6%)	0 (0%)	0 (0%)	---
	2nd 9 wks	8	1 (12.5%)	4 (50%)	0 (0%)	0 (0%)	1 (12.5%)	0 (0%)	0 (0%)	4 (50.0%)	3 (37.5%)	0 (0%)	---
	3rd 9 wks	7	1 (12.5%)	1 (14.3%)	0 (0%)	1 (14.3%)	0 (0%)	4 (57.1%)	1 (14.3%)	1 (14.3%)	0 (0%)	0 (0%)	---
	4th 9 wks	4	0 (0%)	0 (0%)	0 (0%)	2 (50.0%)	0 (0%)	2 (50.0%)	0 (0%)	0 (0%)	0 (0%)	0 (0%)	---
Andrews (709)	Overall	547	8 (1.5%)	326 (59.6%)	0 (0%)	3 (0.5%)	71 (13.0%)	62 (11.3%)	80 (14.6%)	85 (15.5%)	69 (12.6%)	177 (32.4%)	---
	1st 9 wks	62	3 (4.8%)	43 (69.4%)	0 (0%)	0 (0%)	30 (48.4%)	1 (1.6%)	2 (3.2%)	10 (16.1%)	5 (8.1%)	14 (22.6%)	---
	2nd 9 wks	21	2 (9.5%)	11 (52.4%)	0 (0%)	1 (4.8%)	5 (23.8%)	2 (9.5%)	0 (0%)	4 (19%)	4 (19.0%)	5 (23.8%)	---
	3rd 9 wks	88	2 (2.3%)	52 (59.1%)	0 (0%)	2 (2.3%)	10 (11.4%)	18 (20.5%)	7 (8%)	3 (3.4%)	4 (4.5%)	44 (50.0%)	---
	4th 9 wks	376	1 (0.3%)	220 (58.5%)	0 (0%)	0 (0%)	26 (6.9%)	41 (10.9%)	71 (18.9%)	68 (18.1%)	56 (14.9%)	114 (30.3%)	---
Baldwin (650)	Overall	203	136 (67.0%)	35 (17.2%)	0 (0%)	0 (0%)	21 (10.3%)	32 (15.8%)	1 (0.5%)	73 (36.0%)	44 (21.7%)	32 (15.8%)	---
	1st 9 wks	30	24 (80.0%)	6 (20.0%)	0 (0%)	0 (0%)	8 (26.7%)	3 (10.0%)	0 (0%)	3 (10.0%)	9 (30.0%)	7 (23.3%)	---
	2nd 9 wks	74	58 (78.4%)	8 (10.8%)	0 (0%)	0 (0%)	10 (13.5%)	19 (25.7%)	0 (0%)	23 (31.1%)	14 (18.9%)	8 (10.8%)	---
	3rd 9 wks	81	53 (65.4%)	13 (16.0%)	0 (0%)	0 (0%)	3 (3.7%)	10 (12.3%)	0 (0%)	38 (46.9%)	14 (17.3%)	16 (19.8%)	---
	4th 9 wks	18	1 (5.6%)	8 (44.4%)	0 (0%)	0 (0%)	0 (0%)	0 (0%)	1 (5.6%)	9 (50.0%)	7 (38.9%)	1 (5.6%)	---
Baranoff (957)	Overall	189	1 (0.5%)	67 (35.4%)	0 (0%)	---	14 (7.4%)	39 (20.6%)	16 (8.5%)	16 (8.5%)	91 (48.1%)	13 (6.9%)	---
	1st 9 wks	24	0 (0%)	1 (4.2%)	0 (0%)	---	0 (0%)	1 (4.2%)	1 (4.2%)	2 (8.3%)	18 (75.0%)	2 (8.3%)	---
	2nd 9 wks	16	0 (0%)	6 (37.5%)	0 (0%)	---	1 (6.3%)	3 (18.8%)	5 (31.3%)	0 (0%)	7 (43.8%)	0 (0%)	---
	3rd 9 wks	106	1 (0.9%)	46 (43.4%)	0 (0%)	---	10 (9.4%)	34 (32.1%)	10 (9.4%)	13 (12.3%)	37 (34.9%)	2 (1.9%)	---
	4th 9 wks	43	0 (0%)	14 (32.6%)	0 (0%)	---	3 (7.0%)	1 (2.3%)	0 (0%)	1 (2.3%)	29 (67.4%)	9 (20.9%)	---

School (enrollment [†])	Period	Total records	Counselor records (% of total)	Teacher records (% of total)	# service records (% of total) - by Grade Level								
					EE	PK	K	1st	2nd	3rd	4th	5th	6th
Barrington (1,118)	Overall	250	17 (6.8%)	191 (76.4%)	0 (0%)	3 (1.2%)	71 (28.4%)	4 (1.6%)	76 (30.4%)	16 (6.4%)	53 (21.2%)	25 (10.0%)	2 (0.8%)
	1st 9 wks	120	10 (8.3%)	102 (85.0%)	0 (0%)	2 (1.7%)	13 (10.8%)	3 (2.5%)	44 (36.7%)	14 (11.7%)	34 (28.3%)	8 (6.7%)	2 (1.7%)
	2nd 9 wks	50	0 (0%)	37 (74.0%)	0 (0%)	0 (0%)	18 (36.0%)	0 (0%)	15 (30.0%)	2 (4.0%)	11 (22.0%)	4 (8.0%)	0 (0%)
	3rd 9 wks	60	5 (8.3%)	44 (73.3%)	0 (0%)	0 (0%)	36 (60.0%)	1 (1.7%)	7 (11.7%)	0 (0%)	8 (13.3%)	8 (13.3%)	0 (0%)
	4th 9 wks	20	2 (10%)	8 (40.0%)	0 (0%)	1 (5.0%)	4 (20.0%)	0 (0%)	10 (50.0%)	0 (0%)	0 (0%)	5 (25.0%)	0 (0%)
Barton Hills (393)	Overall	76	12 (15.8%)	56 (73.7%)	0 (0%)	---	0 (0%)	16 (21.1%)	15 (19.7%)	17 (22.4%)	17 (22.4%)	11 (14.5%)	0 (0%)
	1st 9 wks	13	0 (0%)	13 (100%)	0 (0%)	---	0 (0%)	3 (23.1%)	5 (38.5%)	4 (30.8%)	0 (0%)	1 (7.7%)	0 (0%)
	2nd 9 wks	14	1 (7.1%)	11 (78.6%)	0 (0%)	---	0 (0%)	3 (21.4%)	10 (71.4%)	0 (0%)	1 (7.1%)	0 (0%)	0 (0%)
	3rd 9 wks	38	11 (28.9%)	23 (60.5%)	0 (0%)	---	0 (0%)	4 (10.5%)	0 (0%)	13 (34.2%)	15 (39.5%)	6 (15.8%)	0 (0%)
	4th 9 wks	11	0 (0%)	9 (81.8%)	0 (0%)	---	0 (0%)	6 (54.5%)	0 (0%)	0 (0%)	1 (9.1%)	4 (36.4%)	0 (0%)
Becker (279)	Overall	894	140 (15.7%)	160 (17.9%)	0 (0%)	43 (4.8%)	133 (14.9%)	176 (19.7%)	221 (24.7%)	129 (14.4%)	86 (9.6%)	106 (11.9%)	---
	1st 9 wks	260	4 (1.5%)	18 (6.9%)	0 (0%)	5 (1.9%)	28 (10.8%)	72 (27.7%)	50 (19.2%)	24 (9.2%)	41 (15.8%)	40 (15.4%)	---
	2nd 9 wks	207	32 (15.5%)	21 (10.1%)	0 (0%)	2 (1.0%)	13 (6.3%)	45 (21.7%)	52 (25.1%)	55 (26.6%)	9 (4.3%)	31 (15.0%)	---
	3rd 9 wks	231	40 (17.3%)	80 (34.6%)	0 (0%)	28 (12.1%)	49 (21.2%)	24 (10.4%)	48 (20.8%)	34 (14.7%)	26 (11.3%)	22 (9.5%)	---
	4th 9 wks	196	64 (32.7%)	41 (20.9%)	0 (0%)	8 (4.1%)	43 (21.9%)	35 (17.9%)	71 (36.2%)	16 (8.2%)	10 (5.1%)	13 (6.6%)	---
Blackshear (241)	Overall	229	91 (39.7%)	113 (49.3%)	0 (0%)	5 (2.2%)	13 (5.7%)	11 (4.8%)	27 (11.8%)	142 (62.0%)	25 (10.9%)	6 (2.6%)	---
	1st 9 wks	7	0 (0%)	7 (100%)	0 (0%)	0 (0%)	0 (0%)	0 (0%)	5 (71.4%)	2 (28.6%)	0 (0%)	0 (0%)	---
	2nd 9 wks	20	0 (0%)	20 (100%)	0 (0%)	0 (0%)	1 (5.0%)	0 (0%)	9 (45.0%)	9 (45.0%)	1 (5.0%)	0 (0%)	---
	3rd 9 wks	150	63 (42.0%)	76 (50.7%)	0 (0%)	5 (3.3%)	10 (6.7%)	3 (2.0%)	4 (2.7%)	108 (72.0%)	16 (10.7%)	4 (2.7%)	---
	4th 9 wks	52	28 (53.8%)	10 (19.2%)	0 (0%)	0 (0%)	2 (3.8%)	8 (15.4%)	9 (17.3%)	23 (44.2%)	8 (15.4%)	2 (3.8%)	---
Blanton (571)	Overall	55	33 (60.0%)	14 (25.5%)	---	17 (30.9%)	2 (3.6%)	4 (7.3%)	15 (27.3%)	6 (10.9%)	3 (5.5%)	8 (14.5%)	---
	1st 9 wks	7	1 (14.3%)	1 (14.3%)	---	0 (0%)	1 (14.3%)	2 (28.6%)	2 (28.6%)	0 (0%)	0 (0%)	2 (28.6%)	---
	2nd 9 wks	12	11 (91.7%)	1 (8.3%)	---	1 (8.3%)	0 (0%)	0 (0%)	7 (58.3%)	3 (25.0%)	0 (0%)	1 (8.3%)	---
	3rd 9 wks	29	16 (55.2%)	12 (41.4%)	---	16 (55.2%)	1 (3.4%)	0 (0%)	6 (20.7%)	3 (10.3%)	0 (0%)	3 (10.3%)	---
	4th 9 wks	7	5 (71.4%)	0 (0%)	---	0 (0%)	0 (0%)	2 (28.6%)	0 (0%)	0 (0%)	3 (42.9%)	2 (28.6%)	---

School (enrollment [†])	Period	Total records	Counselor records (% of total)	Teacher records (% of total)	# service records (% of total) - by Grade Level								
					EE	PK	K	1st	2nd	3rd	4th	5th	6th
Blazier (868)	Overall	310	3 (1.0%)	231 (74.5%)	0 (0%)	0 (0%)	45 (14.5%)	5 (1.6%)	102 (32.9%)	27 (8.7%)	107 (34.5%)	24 (7.7%)	---
	1st 9 wks	91	1 (1.1%)	86 (94.5%)	0 (0%)	0 (0%)	14 (15.4%)	1 (1.1%)	28 (30.8%)	5 (5.5%)	42 (46.2%)	1 (1.1%)	---
	2nd 9 wks	59	2 (3.4%)	49 (83.1%)	0 (0%)	0 (0%)	4 (6.8%)	0 (0%)	22 (37.3%)	7 (11.9%)	25 (42.4%)	1 (1.7%)	---
	3rd 9 wks	96	0 (0%)	66 (68.8%)	0 (0%)	0 (0%)	11 (11.5%)	1 (1.0%)	27 (28.1%)	7 (7.3%)	31 (32.3%)	19 (19.8%)	---
	4th 9 wks	64	0 (0%)	30 (46.9%)	0 (0%)	0 (0%)	16 (25.0%)	3 (4.7%)	25 (39.1%)	8 (12.5%)	9 (14.1%)	3 (4.7%)	---
Boone (515)	Overall	67	4 (6.0%)	20 (29.9%)	0 (0%)	2 (3.0%)	8 (11.9%)	6 (9.0%)	9 (13.4%)	37 (55.2%)	2 (3.0%)	3 (4.5%)	---
	1st 9 wks	5	0 (0%)	2 (40.0%)	0 (0%)	1 (20.0%)	1 (20.0%)	0 (0%)	1 (20.0%)	2 (40.0%)	0 (0%)	0 (0%)	---
	2nd 9 wks	18	3 (16.7%)	4 (22.2%)	0 (0%)	0 (0%)	6 (33.3%)	2 (11.1%)	2 (11.1%)	7 (38.9%)	0 (0%)	1 (5.6%)	---
	3rd 9 wks	16	1 (6.3%)	3 (18.8%)	0 (0%)	1 (6.3%)	0 (0%)	1 (6.3%)	1 (6.3%)	13 (81.3%)	0 (0%)	0 (0%)	---
	4th 9 wks	28	0 (0%)	11 (39.3%)	0 (0%)	0 (0%)	1 (3.6%)	3 (10.7%)	5 (17.9%)	15 (53.6%)	2 (7.1%)	2 (7.1%)	---
Brentwood (513)	Overall	127	25 (19.7%)	60 (47.2%)	0 (0%)	9 (7.1%)	6 (4.7%)	29 (22.8%)	30 (23.6%)	12 (9.4%)	27 (21.3%)	14 (11.0%)	---
	1st 9 wks	38	9 (23.7%)	18 (47.4%)	0 (0%)	3 (7.9%)	3 (7.9%)	3 (7.9%)	14 (36.8%)	3 (7.9%)	9 (23.7%)	3 (7.9%)	---
	2nd 9 wks	43	7 (16.3%)	29 (67.4%)	0 (0%)	4 (9.3%)	3 (7.0%)	6 (14.0%)	12 (27.9%)	2 (4.7%)	8 (18.6%)	8 (18.6%)	---
	3rd 9 wks	33	5 (15.2%)	13 (39.4%)	0 (0%)	2 (6.1%)	0 (0%)	12 (36.4%)	1 (3.0%)	6 (18.2%)	10 (30.3%)	2 (6.1%)	---
	4th 9 wks	13	4 (30.8%)	0 (0%)	0 (0%)	0 (0%)	0 (0%)	8 (61.5%)	3 (23.1%)	1 (7.7%)	0 (0%)	1 (7.7%)	---
Brooke (403)	Overall	121	1 (0.8%)	63 (52.1%)	0 (0%)	15 (12.4%)	59 (48.8%)	6 (5.0%)	12 (9.9%)	6 (5.0%)	11 (9.1%)	12 (9.9%)	---
	1st 9 wks	50	1 (2.0%)	41 (82.0%)	0 (0%)	0 (0%)	37 (74.0%)	3 (6.0%)	6 (12.0%)	1 (2.0%)	1 (2.0%)	2 (4.0%)	---
	2nd 9 wks	33	0 (0%)	14 (42.4%)	0 (0%)	0 (0%)	17 (51.5%)	0 (0%)	6 (18.2%)	1 (3.0%)	4 (12.1%)	5 (15.2%)	---
	3rd 9 wks	20	0 (0%)	6 (30.0%)	0 (0%)	14 (70.0%)	2 (10.0%)	3 (15.0%)	0 (0%)	0 (0%)	0 (0%)	1 (5.0%)	---
	4th 9 wks	18	0 (0%)	2 (11.1%)	0 (0%)	1 (5.6%)	3 (16.7%)	0 (0%)	0 (0%)	4 (22.2%)	6 (33.3%)	4 (22.2%)	---
Brown (482)	Overall	160	2 (1.3%)	81 (50.6%)	0 (0%)	25 (15.6%)	15 (9.4%)	19 (11.9%)	30 (18.8%)	30 (18.8%)	29 (18.1%)	9 (5.6%)	3 (1.9%)
	1st 9 wks	39	1 (2.6%)	31 (79.5%)	0 (0%)	7 (17.9%)	5 (12.8%)	7 (17.9%)	1 (2.6%)	4 (10.3%)	11 (28.2%)	1 (2.6%)	3 (7.7%)
	2nd 9 wks	52	1 (1.9%)	27 (51.9%)	0 (0%)	11 (21.2%)	6 (11.5%)	5 (9.6%)	10 (19.2%)	8 (15.4%)	7 (13.5%)	5 (9.6%)	0 (0%)
	3rd 9 wks	35	0 (0%)	12 (34.3%)	0 (0%)	3 (8.6%)	4 (11.4%)	5 (14.3%)	5 (14.3%)	11 (31.4%)	5 (14.3%)	2 (5.7%)	0 (0%)
	4th 9 wks	34	0 (0%)	11 (32.4%)	0 (0%)	4 (11.8%)	0 (0%)	2 (5.9%)	14 (41.2%)	7 (20.6%)	6 (17.6%)	1 (2.9%)	0 (0%)

School (enrollment [†])	Period	Total records	Counselor records (% of total)	Teacher records (% of total)	# service records (% of total) - by Grade Level								
					EE	PK	K	1st	2nd	3rd	4th	5th	6th
Bryker Woods (377)	Overall	29	1 (3.4%)	4 (13.8%)	0 (0%)	---	5 (17.2%)	2 (6.9%)	0 (0%)	7 (24.1%)	6 (20.7%)	0 (0%)	9 (31.0%)
	1st 9 wks	4	1 (25.0%)	0 (0%)	0 (0%)	---	1 (25.0%)	0 (0%)	0 (0%)	0 (0%)	0 (0%)	0 (0%)	3 (75.0%)
	2nd 9 wks	4	0 (0%)	0 (0%)	0 (0%)	---	0 (0%)	0 (0%)	0 (0%)	0 (0%)	0 (0%)	0 (0%)	4 (100%)
	3rd 9 wks	10	0 (0%)	4 (40.0%)	0 (0%)	---	4 (40.0%)	1 (10%)	0 (0%)	5 (50.0%)	0 (0%)	0 (0%)	0 (0%)
	4th 9 wks	11	0 (0%)	0 (0%)	0 (0%)	---	0 (0%)	1 (9.1%)	0 (0%)	2 (18.2%)	6 (54.5%)	0 (0%)	2 (18.2%)
Campbell (337)	Overall	146	1 (0.7%)	72 (49.3%)	2 (1.4%)	2 (1.4%)	0 (0%)	10 (6.8%)	40 (27.4%)	71 (48.6%)	6 (4.1%)	15 (10.3%)	---
	1st 9 wks	21	0 (0%)	20 (95.2%)	0 (0%)	0 (0%)	0 (0%)	0 (0%)	2 (9.5%)	16 (76.2%)	3 (14.3%)	0 (0%)	---
	2nd 9 wks	74	1 (1.4%)	38 (51.4%)	2 (2.7%)	2 (2.7%)	0 (0%)	10 (13.5%)	15 (20.3%)	41 (55.4%)	1 (1.4%)	3 (4.1%)	---
	3rd 9 wks	48	0 (0%)	13 (27.1%)	0 (0%)	0 (0%)	0 (0%)	0 (0%)	23 (47.9%)	13 (27.1%)	2 (4.2%)	10 (20.8%)	---
	4th 9 wks	3	0 (0%)	1 (33.3%)	0 (0%)	0 (0%)	0 (0%)	0 (0%)	0 (0%)	1 (33.3%)	0 (0%)	2 (66.7%)	---
Casey (635)	Overall	600	145 (24.2%)	344 (57.3%)	0 (0%)	93 (15.5%)	49 (8.2%)	57 (9.5%)	173 (28.8%)	54 (9.0%)	71 (11.8%)	103 (17.2%)	---
	1st 9 wks	87	19 (21.8%)	61 (70.1%)	0 (0%)	14 (16.1%)	12 (13.8%)	8 (9.2%)	22 (25.3%)	6 (6.9%)	7 (8.0%)	18 (20.7%)	---
	2nd 9 wks	106	17 (16.0%)	62 (58.5%)	0 (0%)	13 (12.3%)	2 (1.9%)	13 (12.3%)	41 (38.7%)	11 (10.4%)	6 (5.7%)	20 (18.9%)	---
	3rd 9 wks	233	40 (17.2%)	137 (58.8%)	0 (0%)	44 (18.9%)	21 (9.0%)	25 (10.7%)	51 (21.9%)	28 (12.0%)	35 (15.0%)	29 (12.4%)	---
	4th 9 wks	174	69 (39.7%)	84 (48.3%)	0 (0%)	22 (12.6%)	14 (8.0%)	11 (6.3%)	59 (33.9%)	9 (5.2%)	23 (13.2%)	36 (20.7%)	---
Casis (850)	Overall	35	0 (0%)	16 (45.7%)	0 (0%)	1 (2.9%)	7 (20.0%)	0 (0%)	4 (11.4%)	0 (0%)	0 (0%)	23 (65.7%)	---
	1st 9 wks	7	0 (0%)	7 (100%)	0 (0%)	0 (0%)	3 (42.9%)	0 (0%)	0 (0%)	0 (0%)	0 (0%)	4 (57.1%)	---
	2nd 9 wks	4	0 (0%)	4 (100%)	0 (0%)	0 (0%)	0 (0%)	0 (0%)	1 (25.0%)	0 (0%)	0 (0%)	3 (75.0%)	---
	3rd 9 wks	17	0 (0%)	5 (29.4%)	0 (0%)	1 (5.9%)	4 (23.5%)	0 (0%)	2 (11.8%)	0 (0%)	0 (0%)	10 (58.8%)	---
	4th 9 wks	7	0 (0%)	0 (0%)	0 (0%)	0 (0%)	0 (0%)	0 (0%)	1 (14.3%)	0 (0%)	0 (0%)	6 (85.7%)	---
Clayton (883)	Overall	105	2 (1.9%)	58 (55.2%)	0 (0%)	---	10 (9.5%)	13 (12.4%)	46 (43.8%)	26 (24.8%)	7 (6.7%)	3 (2.9%)	---
	1st 9 wks	16	0 (0%)	14 (87.5%)	0 (0%)	---	2 (12.5%)	2 (12.5%)	4 (25.0%)	6 (37.5%)	1 (6.3%)	1 (6.3%)	---
	2nd 9 wks	11	2 (18.2%)	8 (72.7%)	0 (0%)	---	2 (18.2%)	0 (0%)	8 (72.7%)	1 (9.1%)	0 (0%)	0 (0%)	---
	3rd 9 wks	42	0 (0%)	15 (35.7%)	0 (0%)	---	4 (9.5%)	4 (9.5%)	17 (40.5%)	11 (26.2%)	6 (14.3%)	0 (0%)	---
	4th 9 wks	36	0 (0%)	21 (58.3%)	0 (0%)	---	2 (5.6%)	7 (19.4%)	17 (47.2%)	8 (22.2%)	0 (0%)	2 (5.6%)	---

School (enrollment [†])	Period	Total records	Counselor records (% of total)	Teacher records (% of total)	# service records (% of total) - by Grade Level								
					EE	PK	K	1st	2nd	3rd	4th	5th	6th
Cook (964)	Overall	1,368	25 (1.8%)	542 (39.6%)	0 (0%)	---	230 (16.8%)	141 (10.3%)	253 (18.5%)	409 (29.9%)	185 (13.5%)	150 (11.0%)	---
	1st 9 wks	118	0 (0%)	65 (55.1%)	0 (0%)	---	18 (15.3%)	8 (6.8%)	9 (7.6%)	61 (51.7%)	18 (15.3%)	4 (3.4%)	---
	2nd 9 wks	334	0 (0%)	140 (41.9%)	0 (0%)	---	88 (26.3%)	31 (9.3%)	42 (12.6%)	88 (26.3%)	42 (12.6%)	43 (12.9%)	---
	3rd 9 wks	655	0 (0%)	224 (34.2%)	0 (0%)	---	64 (9.8%)	79 (12.1%)	142 (21.7%)	201 (30.7%)	91 (13.9%)	78 (11.9%)	---
	4th 9 wks	261	25 (9.6%)	113 (43.3%)	0 (0%)	---	60 (23.0%)	23 (8.8%)	60 (23.0%)	59 (22.6%)	34 (13.0%)	25 (9.6%)	---
Cowan (789)	Overall	104	77 (74.0%)	21 (20.2%)	0 (0%)	2 (1.9%)	4 (3.8%)	30 (28.8%)	28 (26.9%)	17 (16.3%)	9 (8.7%)	14 (13.5%)	---
	1st 9 wks	59	39 (66.1%)	16 (27.1%)	0 (0%)	0 (0%)	3 (5.1%)	13 (22.0%)	19 (32.2%)	8 (13.6%)	3 (5.1%)	13 (22.0%)	---
	2nd 9 wks	43	38 (88.4%)	4 (9.3%)	0 (0%)	2 (4.7%)	1 (2.3%)	17 (39.5%)	8 (18.6%)	9 (20.9%)	6 (14.0%)	0 (0%)	---
	3rd 9 wks	2	0 (0%)	1 (50.0%)	0 (0%)	0 (0%)	0 (0%)	0 (0%)	1 (50.0%)	0 (0%)	0 (0%)	1 (50.0%)	---
	4th 9 wks	0	0 (0%)	0 (0%)	0 (0%)	0 (0%)	0 (0%)	0 (0%)	0 (0%)	0 (0%)	0 (0%)	0 (0%)	---
Cunningham (490)	Overall	221	0 (0%)	181 (81.9%)	0 (0%)	26 (11.8%)	25 (11.3%)	9 (4.1%)	77 (34.8%)	22 (10.0%)	4 (1.8%)	58 (26.2%)	---
	1st 9 wks	46	0 (0%)	28 (60.9%)	0 (0%)	17 (37.0%)	6 (13.0%)	0 (0%)	3 (6.5%)	11 (23.9%)	3 (6.5%)	6 (13.0%)	---
	2nd 9 wks	70	0 (0%)	58 (82.9%)	0 (0%)	7 (10.0%)	13 (18.6%)	1 (1.4%)	39 (55.7%)	3 (4.3%)	0 (0%)	7 (10.0%)	---
	3rd 9 wks	46	0 (0%)	38 (82.6%)	0 (0%)	1 (2.2%)	4 (8.7%)	2 (4.3%)	28 (60.9%)	8 (17.4%)	0 (0%)	3 (6.5%)	---
	4th 9 wks	59	0 (0%)	57 (96.6%)	0 (0%)	1 (1.7%)	2 (3.4%)	6 (10.2%)	7 (11.9%)	0 (0%)	1 (1.7%)	42 (71.2%)	---
Davis (686)	Overall	555	30 (5.4%)	211 (38.0%)	7 (1.3%)	40 (7.2%)	56 (10.1%)	150 (27.0%)	71 (12.8%)	88 (15.9%)	105 (18.9%)	38 (6.8%)	---
	1st 9 wks	61	3 (4.9%)	40 (65.6%)	0 (0%)	1 (1.6%)	3 (4.9%)	26 (42.6%)	12 (19.7%)	13 (21.3%)	5 (8.2%)	1 (1.6%)	---
	2nd 9 wks	139	14 (10.1%)	83 (59.7%)	0 (0%)	1 (0.7%)	14 (10.1%)	26 (18.7%)	15 (10.8%)	22 (15.8%)	52 (37.4%)	9 (6.5%)	---
	3rd 9 wks	203	2 (1.0%)	63 (31.0%)	7 (3.4%)	19 (9.4%)	21 (10.3%)	64 (31.5%)	18 (8.9%)	33 (16.3%)	31 (15.3%)	10 (4.9%)	---
	4th 9 wks	152	11 (7.2%)	25 (16.4%)	0 (0%)	19 (12.5%)	18 (11.8%)	34 (22.4%)	26 (17.1%)	20 (13.2%)	17 (11.2%)	18 (11.8%)	---
Dawson (341)	Overall	264	2 (0.8%)	183 (69.3%)	0 (0%)	1 (0.4%)	33 (12.5%)	69 (26.1%)	19 (7.2%)	123 (46.6%)	12 (4.5%)	7 (2.7%)	---
	1st 9 wks	76	1 (1.3%)	32 (42.1%)	0 (0%)	1 (1.3%)	8 (10.5%)	35 (46.1%)	4 (5.3%)	21 (27.6%)	4 (5.3%)	3 (3.9%)	---
	2nd 9 wks	32	0 (0%)	12 (37.5%)	0 (0%)	0 (0%)	11 (34.4%)	5 (15.6%)	2 (6.3%)	13 (40.6%)	0 (0%)	1 (3.1%)	---
	3rd 9 wks	77	1 (1.3%)	61 (79.2%)	0 (0%)	0 (0%)	12 (15.6%)	9 (11.7%)	3 (3.9%)	49 (63.6%)	1 (1.3%)	3 (3.9%)	---
	4th 9 wks	79	0 (0%)	78 (98.7%)	0 (0%)	0 (0%)	2 (2.5%)	20 (25.3%)	10 (12.7%)	40 (50.6%)	7 (8.9%)	0 (0%)	---

School (enrollment [†])	Period	Total records	Counselor records (% of total)	Teacher records (% of total)	# service records (% of total) - by Grade Level								
					EE	PK	K	1st	2nd	3rd	4th	5th	6th
Doss (790)	Overall	22	0 (0%)	15 (68.2%)	0 (0%)	1 (4.5%)	2 (9.1%)	13 (59.1%)	3 (13.6%)	1 (4.5%)	2 (9.1%)	0 (0%)	---
	1st 9 wks	2	0 (0%)	2 (100%)	0 (0%)	0 (0%)	0 (0%)	2 (100%)	0 (0%)	0 (0%)	0 (0%)	0 (0%)	---
	2nd 9 wks	8	0 (0%)	6 (75.0%)	0 (0%)	0 (0%)	2 (25.0%)	6 (75.0%)	0 (0%)	0 (0%)	0 (0%)	0 (0%)	---
	3rd 9 wks	9	0 (0%)	7 (77.8%)	0 (0%)	0 (0%)	0 (0%)	5 (55.6%)	2 (22.2%)	0 (0%)	2 (22.2%)	0 (0%)	---
	4th 9 wks	3	0 (0%)	0 (0%)	0 (0%)	1 (33.3%)	0 (0%)	0 (0%)	1 (33.3%)	1 (33.3%)	0 (0%)	0 (0%)	---
Galindo (677)	Overall	84	48 (57.1%)	15 (17.9%)	0 (0%)	3 (3.6%)	17 (20.2%)	8 (9.5%)	27 (32.1%)	16 (19.0%)	6 (7.1%)	7 (8.3%)	---
	1st 9 wks	49	29 (59.2%)	8 (16.3%)	0 (0%)	2 (4.1%)	5 (10.2%)	8 (16.3%)	20 (40.8%)	10 (20.4%)	3 (6.1%)	1 (2.0%)	---
	2nd 9 wks	24	19 (79.2%)	2 (8.3%)	0 (0%)	1 (4.2%)	8 (33.3%)	0 (0%)	3 (12.5%)	6 (25.0%)	2 (8.3%)	4 (16.7%)	---
	3rd 9 wks	5	0 (0%)	4 (80.0%)	0 (0%)	0 (0%)	0 (0%)	0 (0%)	4 (80.0%)	0 (0%)	0 (0%)	1 (20.0%)	---
	4th 9 wks	6	0 (0%)	1 (16.7%)	0 (0%)	0 (0%)	4 (66.7%)	0 (0%)	0 (0%)	0 (0%)	1 (16.7%)	1 (16.7%)	---
Govalle (468)	Overall	197	182 (92.4%)	0 (0%)	0 (0%)	0 (0%)	5 (2.5%)	46 (23.4%)	25 (12.7%)	30 (15.2%)	16 (8.1%)	75 (38.1%)	---
	1st 9 wks	33	33 (100%)	0 (0%)	0 (0%)	0 (0%)	0 (0%)	5 (15.2%)	5 (15.2%)	3 (9.1%)	6 (18.2%)	14 (42.4%)	---
	2nd 9 wks	57	51 (89.5%)	0 (0%)	0 (0%)	0 (0%)	1 (1.8%)	12 (21.1%)	6 (10.5%)	7 (12.3%)	5 (8.8%)	26 (45.6%)	---
	3rd 9 wks	66	60 (90.9%)	0 (0%)	0 (0%)	0 (0%)	2 (3.0%)	12 (18.2%)	8 (12.1%)	18 (27.3%)	4 (6.1%)	22 (33.3%)	---
	4th 9 wks	41	38 (92.7%)	0 (0%)	0 (0%)	0 (0%)	2 (4.9%)	17 (41.5%)	6 (14.6%)	2 (4.9%)	1 (2.4%)	13 (31.7%)	---
Graham (818)	Overall	28	0 (0%)	8 (28.6%)	0 (0%)	3 (10.7%)	12 (42.9%)	2 (7.1%)	5 (17.9%)	5 (17.9%)	1 (3.6%)	0 (0%)	---
	1st 9 wks	4	0 (0%)	3 (75.0%)	0 (0%)	1 (25.0%)	2 (50.0%)	0 (0%)	0 (0%)	0 (0%)	1 (25.0%)	0 (0%)	---
	2nd 9 wks	4	0 (0%)	3 (75.0%)	0 (0%)	1 (25.0%)	2 (50.0%)	1 (25.0%)	0 (0%)	0 (0%)	0 (0%)	0 (0%)	---
	3rd 9 wks	5	0 (0%)	2 (40.0%)	0 (0%)	0 (0%)	2 (40.0%)	0 (0%)	3 (60.0%)	0 (0%)	0 (0%)	0 (0%)	---
	4th 9 wks	15	0 (0%)	0 (0%)	0 (0%)	1 (6.7%)	6 (40.0%)	1 (6.7%)	2 (13.3%)	5 (33.3%)	0 (0%)	0 (0%)	---
Gullett (565)	Overall	87	5 (5.7%)	66 (75.9%)	2 (2.3%)	0 (0%)	28 (32.2%)	35 (40.2%)	12 (13.8%)	0 (0%)	10 (11.5%)	0 (0%)	---
	1st 9 wks	7	0 (0%)	5 (71.4%)	0 (0%)	0 (0%)	1 (14.3%)	1 (14.3%)	1 (14.3%)	0 (0%)	4 (57.1%)	0 (0%)	---
	2nd 9 wks	20	2 (10%)	18 (90.0%)	0 (0%)	0 (0%)	5 (25.0%)	14 (70.0%)	1 (5.0%)	0 (0%)	0 (0%)	0 (0%)	---
	3rd 9 wks	38	1 (2.6%)	29 (76.3%)	0 (0%)	0 (0%)	10 (26.3%)	13 (34.2%)	9 (23.7%)	0 (0%)	6 (15.8%)	0 (0%)	---
	4th 9 wks	22	2 (9.1%)	14 (63.6%)	2 (9.1%)	0 (0%)	12 (54.5%)	7 (31.8%)	1 (4.5%)	0 (0%)	0 (0%)	0 (0%)	---

School (enrollment [†])	Period	Total records	Counselor records (% of total)	Teacher records (% of total)	# service records (% of total) - by Grade Level								
					EE	PK	K	1st	2nd	3rd	4th	5th	6th
Harris (732)	Overall	144	10 (6.9%)	71 (49.3%)	0 (0%)	7 (4.9%)	17 (11.8%)	9 (6.3%)	8 (5.6%)	9 (6.3%)	52 (36.1%)	42 (29.2%)	---
	1st 9 wks	15	1 (6.7%)	8 (53.3%)	0 (0%)	1 (6.7%)	1 (6.7%)	0 (0%)	0 (0%)	2 (13.3%)	1 (6.7%)	10 (66.7%)	---
	2nd 9 wks	55	5 (9.1%)	24 (43.6%)	0 (0%)	5 (9.1%)	5 (9.1%)	9 (16.4%)	4 (7.3%)	3 (5.5%)	19 (34.5%)	10 (18.2%)	---
	3rd 9 wks	35	3 (8.6%)	13 (37.1%)	0 (0%)	1 (2.9%)	5 (14.3%)	0 (0%)	4 (11.4%)	4 (11.4%)	12 (34.3%)	9 (25.7%)	---
	4th 9 wks	39	1 (2.6%)	26 (66.7%)	0 (0%)	0 (0%)	6 (15.4%)	0 (0%)	0 (0%)	0 (0%)	20 (51.3%)	13 (33.3%)	---
Hart (969)	Overall	507	69 (13.6%)	283 (55.8%)	1 (0.2%)	7 (1.4%)	105 (20.7%)	60 (11.8%)	129 (25.4%)	99 (19.5%)	58 (11.4%)	48 (9.5%)	---
	1st 9 wks	39	9 (23.1%)	20 (51.3%)	0 (0%)	1 (2.6%)	10 (25.6%)	1 (2.6%)	2 (5.1%)	10 (25.6%)	5 (12.8%)	10 (25.6%)	---
	2nd 9 wks	147	31 (21.1%)	64 (43.5%)	1 (0.7%)	3 (2.0%)	14 (9.5%)	19 (12.9%)	39 (26.5%)	35 (23.8%)	17 (11.6%)	19 (12.9%)	---
	3rd 9 wks	236	27 (11.4%)	143 (60.6%)	0 (0%)	3 (1.3%)	47 (19.9%)	26 (11.0%)	61 (25.8%)	48 (20.3%)	32 (13.6%)	19 (8.1%)	---
	4th 9 wks	85	2 (2.4%)	56 (65.9%)	0 (0%)	0 (0%)	34 (40.0%)	14 (16.5%)	27 (31.8%)	6 (7.1%)	4 (4.7%)	0 (0%)	---
Highland Park (644)	Overall	241	45 (18.7%)	169 (70.1%)	0 (0%)	---	88 (36.5%)	29 (12.0%)	8 (3.3%)	19 (7.9%)	86 (35.7%)	11 (4.6%)	---
	1st 9 wks	67	23 (34.3%)	43 (64.2%)	0 (0%)	---	26 (38.8%)	9 (13.4%)	4 (6.0%)	16 (23.9%)	5 (7.5%)	7 (10.4%)	---
	2nd 9 wks	51	1 (2.0%)	43 (84.3%)	0 (0%)	---	25 (49.0%)	3 (5.9%)	1 (2.0%)	3 (5.9%)	17 (33.3%)	2 (3.9%)	---
	3rd 9 wks	86	5 (5.8%)	69 (80.2%)	0 (0%)	---	31 (36.0%)	7 (8.1%)	2 (2.3%)	0 (0%)	44 (51.2%)	2 (2.3%)	---
	4th 9 wks	37	16 (43.2%)	14 (37.8%)	0 (0%)	---	6 (16.2%)	10 (27.0%)	1 (2.7%)	0 (0%)	20 (54.1%)	0 (0%)	---
Hill (775)	Overall	62	1 (1.6%)	34 (54.8%)	0 (0%)	4 (6.5%)	18 (29.0%)	8 (12.9%)	9 (14.5%)	3 (4.8%)	8 (12.9%)	12 (19.4%)	---
	1st 9 wks	22	0 (0%)	15 (68.2%)	0 (0%)	0 (0%)	8 (36.4%)	4 (18.2%)	4 (18.2%)	0 (0%)	3 (13.6%)	3 (13.6%)	---
	2nd 9 wks	20	0 (0%)	12 (60.0%)	0 (0%)	0 (0%)	6 (30.0%)	4 (20.0%)	2 (10.0%)	2 (10.0%)	2 (10.0%)	4 (20.0%)	---
	3rd 9 wks	11	1 (9.1%)	6 (54.5%)	0 (0%)	0 (0%)	4 (36.4%)	0 (0%)	2 (18.2%)	1 (9.1%)	3 (27.3%)	1 (9.1%)	---
	4th 9 wks	9	0 (0%)	1 (11.1%)	0 (0%)	4 (44.4%)	0 (0%)	0 (0%)	1 (11.1%)	0 (0%)	0 (0%)	4 (44.4%)	---
Houston (905)	Overall	178	0 (0%)	160 (89.9%)	0 (0%)	10 (5.6%)	134 (75.3%)	12 (6.7%)	11 (6.2%)	2 (1.1%)	3 (1.7%)	6 (3.4%)	---
	1st 9 wks	73	0 (0%)	72 (98.6%)	0 (0%)	6 (8.2%)	54 (74.0%)	7 (9.6%)	0 (0%)	1 (1.4%)	2 (2.7%)	3 (4.1%)	---
	2nd 9 wks	66	0 (0%)	52 (78.8%)	0 (0%)	3 (4.5%)	50 (75.8%)	1 (1.5%)	11 (16.7%)	0 (0%)	1 (1.5%)	0 (0%)	---
	3rd 9 wks	26	0 (0%)	26 (100%)	0 (0%)	0 (0%)	22 (84.6%)	3 (11.5%)	0 (0%)	1 (3.8%)	0 (0%)	0 (0%)	---
	4th 9 wks	13	0 (0%)	10 (76.9%)	0 (0%)	1 (7.7%)	8 (61.5%)	1 (7.7%)	0 (0%)	0 (0%)	0 (0%)	3 (23.1%)	---

School (enrollment [†])	Period	Total records	Counselor records (% of total)	Teacher records (% of total)	# service records (% of total) - by Grade Level								
					EE	PK	K	1st	2nd	3rd	4th	5th	6th
Jordan (865)	Overall	301	12 (4.0%)	257 (85.4%)	0 (0%)	1 (0.3%)	4 (1.3%)	154 (51.2%)	47 (15.6%)	1 (0.3%)	7 (2.3%)	7 (2.3%)	80 (26.6%)
	1st 9 wks	22	7 (31.8%)	15 (68.2%)	0 (0%)	1 (4.5%)	1 (4.5%)	14 (63.6%)	5 (22.7%)	0 (0%)	1 (4.5%)	0 (0%)	0 (0%)
	2nd 9 wks	91	5 (5.5%)	64 (70.3%)	0 (0%)	0 (0%)	1 (1.1%)	31 (34.1%)	12 (13.2%)	1 (1.1%)	4 (4.4%)	5 (5.5%)	37 (40.7%)
	3rd 9 wks	122	0 (0%)	115 (94.3%)	0 (0%)	0 (0%)	2 (1.6%)	96 (78.7%)	22 (18.0%)	0 (0%)	1 (0.8%)	1 (0.8%)	0 (0%)
	4th 9 wks	66	0 (0%)	63 (95.5%)	0 (0%)	0 (0%)	0 (0%)	13 (19.7%)	8 (12.1%)	0 (0%)	1 (1.5%)	1 (1.5%)	43 (65.2%)
Joslin (309)	Overall	119	0 (0%)	72 (60.5%)	0 (0%)	0 (0%)	0 (0%)	68 (57.1%)	6 (5.0%)	15 (12.6%)	11 (9.2%)	19 (16.0%)	---
	1st 9 wks	22	0 (0%)	22 (100%)	0 (0%)	0 (0%)	0 (0%)	12 (54.5%)	0 (0%)	6 (27.3%)	1 (4.5%)	3 (13.6%)	---
	2nd 9 wks	28	0 (0%)	15 (53.6%)	0 (0%)	0 (0%)	0 (0%)	15 (53.6%)	2 (7.1%)	5 (17.9%)	4 (14.3%)	2 (7.1%)	---
	3rd 9 wks	39	0 (0%)	18 (46.2%)	0 (0%)	0 (0%)	0 (0%)	24 (61.5%)	2 (5.1%)	1 (2.6%)	5 (12.8%)	7 (17.9%)	---
	4th 9 wks	30	0 (0%)	17 (56.7%)	0 (0%)	0 (0%)	0 (0%)	17 (56.7%)	2 (6.7%)	3 (10.0%)	1 (3.3%)	7 (23.3%)	---
Kiker (951)	Overall	182	0 (0%)	107 (58.8%)	9 (4.9%)	0 (0%)	7 (3.8%)	101 (55.5%)	17 (9.3%)	6 (3.3%)	14 (7.7%)	26 (14.3%)	---
	1st 9 wks	39	0 (0%)	28 (71.8%)	0 (0%)	0 (0%)	0 (0%)	30 (76.9%)	5 (12.8%)	0 (0%)	4 (10.3%)	0 (0%)	---
	2nd 9 wks	62	0 (0%)	42 (67.7%)	2 (3.2%)	0 (0%)	1 (1.6%)	44 (71.0%)	3 (4.8%)	5 (8.1%)	2 (3.2%)	5 (8.1%)	---
	3rd 9 wks	60	0 (0%)	34 (56.7%)	6 (10%)	0 (0%)	6 (10.0%)	24 (40.0%)	3 (5.0%)	1 (1.7%)	2 (3.3%)	16 (26.7%)	---
	4th 9 wks	21	0 (0%)	3 (14.3%)	1 (4.8%)	0 (0%)	0 (0%)	3 (14.3%)	6 (28.6%)	0 (0%)	6 (28.6%)	5 (23.8%)	---
Kocurek (643)	Overall	141	0 (0%)	54 (38.3%)	0 (0%)	0 (0%)	12 (8.5%)	22 (15.6%)	27 (19.1%)	13 (9.2%)	34 (24.1%)	33 (23.4%)	---
	1st 9 wks	42	0 (0%)	29 (69.0%)	0 (0%)	0 (0%)	0 (0%)	7 (16.7%)	4 (9.5%)	3 (7.1%)	14 (33.3%)	14 (33.3%)	---
	2nd 9 wks	27	0 (0%)	12 (44.4%)	0 (0%)	0 (0%)	6 (22.2%)	3 (11.1%)	2 (7.4%)	7 (25.9%)	3 (11.1%)	6 (22.2%)	---
	3rd 9 wks	28	0 (0%)	10 (35.7%)	0 (0%)	0 (0%)	5 (17.9%)	5 (17.9%)	8 (28.6%)	0 (0%)	3 (10.7%)	7 (25.0%)	---
	4th 9 wks	44	0 (0%)	3 (6.8%)	0 (0%)	0 (0%)	1 (2.3%)	7 (15.9%)	13 (29.5%)	3 (6.8%)	14 (31.8%)	6 (13.6%)	---
Langford (811)	Overall	170	13 (7.6%)	81 (47.6%)	---	3 (1.8%)	18 (10.6%)	29 (17.1%)	30 (17.6%)	54 (31.8%)	8 (4.7%)	28 (16.5%)	---
	1st 9 wks	35	0 (0%)	34 (97.1%)	---	0 (0%)	0 (0%)	7 (20.0%)	3 (8.6%)	18 (51.4%)	3 (8.6%)	4 (11.4%)	---
	2nd 9 wks	21	0 (0%)	10 (47.6%)	---	0 (0%)	0 (0%)	6 (28.6%)	4 (19.0%)	7 (33.3%)	1 (4.8%)	3 (14.3%)	---
	3rd 9 wks	75	7 (9.3%)	30 (40.0%)	---	3 (4.0%)	11 (14.7%)	13 (17.3%)	13 (17.3%)	20 (26.7%)	2 (2.7%)	13 (17.3%)	---
	4th 9 wks	39	6 (15.4%)	7 (17.9%)	---	0 (0%)	7 (17.9%)	3 (7.7%)	10 (25.6%)	9 (23.1%)	2 (5.1%)	8 (20.5%)	---

School (enrollment [†])	Period	Total records	Counselor records (% of total)	Teacher records (% of total)	# service records (% of total) - by Grade Level								
					EE	PK	K	1st	2nd	3rd	4th	5th	6th
Lee (399)	Overall	56	0 (0%)	50 (89.3%)	0 (0%)	0 (0%)	0 (0%)	2 (3.6%)	4 (7.1%)	47 (83.9%)	0 (0%)	0 (0%)	3 (5.4%)
	1st 9 wks	1	0 (0%)	1 (100%)	0 (0%)	0 (0%)	0 (0%)	0 (0%)	0 (0%)	1 (100%)	0 (0%)	0 (0%)	0 (0%)
	2nd 9 wks	34	0 (0%)	34 (100%)	0 (0%)	0 (0%)	0 (0%)	0 (0%)	0 (0%)	34 (100%)	0 (0%)	0 (0%)	0 (0%)
	3rd 9 wks	13	0 (0%)	9 (69.2%)	0 (0%)	0 (0%)	0 (0%)	2 (15.4%)	0 (0%)	10 (76.9%)	0 (0%)	0 (0%)	1 (7.7%)
	4th 9 wks	8	0 (0%)	6 (75.0%)	0 (0%)	0 (0%)	0 (0%)	0 (0%)	4 (50.0%)	2 (25.0%)	0 (0%)	0 (0%)	2 (25.0%)
Linder (868)	Overall	345	6 (1.7%)	177 (51.3%)	0 (0%)	18 (5.2%)	10 (2.9%)	186 (53.9%)	38 (11.0%)	30 (8.7%)	49 (14.2%)	14 (4.1%)	---
	1st 9 wks	34	1 (2.9%)	18 (52.9%)	0 (0%)	0 (0%)	0 (0%)	7 (20.6%)	8 (23.5%)	3 (8.8%)	14 (41.2%)	2 (5.9%)	---
	2nd 9 wks	150	4 (2.7%)	99 (66.0%)	0 (0%)	1 (0.7%)	2 (1.3%)	96 (64.0%)	9 (6.0%)	2 (1.3%)	34 (22.7%)	6 (4.0%)	---
	3rd 9 wks	74	0 (0%)	32 (43.2%)	0 (0%)	7 (9.5%)	1 (1.4%)	41 (55.4%)	18 (24.3%)	1 (1.4%)	0 (0%)	6 (8.1%)	---
	4th 9 wks	87	1 (1.1%)	28 (32.2%)	0 (0%)	10 (11.5%)	7 (8%)	42 (48.3%)	3 (3.4%)	24 (27.6%)	1 (1.1%)	0 (0%)	---
Maplewood (426)	Overall	353	0 (0%)	335 (94.9%)	0 (0%)	2 (0.6%)	17 (4.8%)	214 (60.6%)	74 (21.0%)	5 (1.4%)	34 (9.6%)	0 (0%)	7 (2.0%)
	1st 9 wks	108	0 (0%)	106 (98.1%)	0 (0%)	1 (0.9%)	0 (0%)	62 (57.4%)	33 (30.6%)	1 (0.9%)	8 (7.4%)	0 (0%)	3 (2.8%)
	2nd 9 wks	118	0 (0%)	110 (93.2%)	0 (0%)	1 (0.8%)	6 (5.1%)	75 (63.6%)	21 (17.8%)	1 (0.8%)	13 (11%)	0 (0%)	1 (0.8%)
	3rd 9 wks	88	0 (0%)	85 (96.6%)	0 (0%)	0 (0%)	5 (5.7%)	57 (64.8%)	16 (18.2%)	0 (0%)	8 (9.1%)	0 (0%)	2 (2.3%)
	4th 9 wks	39	0 (0%)	34 (87.2%)	0 (0%)	0 (0%)	6 (15.4%)	20 (51.3%)	4 (10.3%)	3 (7.7%)	5 (12.8%)	0 (0%)	1 (2.6%)
Mathews (386)	Overall	212	10 (4.7%)	116 (54.7%)	---	7 (3.3%)	18 (8.5%)	35 (16.5%)	21 (9.9%)	59 (27.8%)	30 (14.2%)	19 (9.0%)	23 (10.8%)
	1st 9 wks	44	4 (9.1%)	31 (70.5%)	---	4 (9.1%)	7 (15.9%)	1 (2.3%)	4 (9.1%)	17 (38.6%)	5 (11.4%)	1 (2.3%)	5 (11.4%)
	2nd 9 wks	55	4 (7.3%)	36 (65.5%)	---	0 (0%)	0 (0%)	10 (18.2%)	6 (10.9%)	13 (23.6%)	15 (27.3%)	7 (12.7%)	4 (7.3%)
	3rd 9 wks	84	2 (2.4%)	33 (39.3%)	---	1 (1.2%)	10 (11.9%)	9 (10.7%)	11 (13.1%)	27 (32.1%)	7 (8.3%)	6 (7.1%)	13 (15.5%)
	4th 9 wks	29	0 (0%)	16 (55.2%)	---	2 (6.9%)	1 (3.4%)	15 (51.7%)	0 (0%)	2 (6.9%)	3 (10.3%)	5 (17.2%)	1 (3.4%)
McBee (757)	Overall	220	21 (9.5%)	89 (40.5%)	0 (0%)	---	19 (8.6%)	44 (20.0%)	50 (22.7%)	45 (20.5%)	32 (14.5%)	30 (13.6%)	---
	1st 9 wks	17	7 (41.2%)	3 (17.6%)	0 (0%)	---	2 (11.8%)	1 (5.9%)	10 (58.8%)	1 (5.9%)	2 (11.8%)	1 (5.9%)	---
	2nd 9 wks	53	7 (13.2%)	26 (49.1%)	0 (0%)	---	6 (11.3%)	4 (7.5%)	16 (30.2%)	9 (17.0%)	7 (13.2%)	11 (20.8%)	---
	3rd 9 wks	51	3 (5.9%)	37 (72.5%)	0 (0%)	---	4 (7.8%)	15 (29.4%)	11 (21.6%)	8 (15.7%)	8 (15.7%)	5 (9.8%)	---
	4th 9 wks	99	4 (4.0%)	23 (23.2%)	0 (0%)	---	7 (7.1%)	24 (24.2%)	13 (13.1%)	27 (27.3%)	15 (15.2%)	13 (13.1%)	---

School (enrollment [†])	Period	Total records	Counselor records (% of total)	Teacher records (% of total)	# service records (% of total) - by Grade Level								
					EE	PK	K	1st	2nd	3rd	4th	5th	6th
Menchaca (697)	Overall	62	0 (0%)	41 (66.1%)	0 (0%)	6 (9.7%)	13 (21%)	8 (12.9%)	9 (14.5%)	2 (3.2%)	11 (17.7%)	13 (21.0%)	---
	1st 9 wks	16	0 (0%)	15 (93.8%)	0 (0%)	1 (6.3%)	3 (18.8%)	5 (31.3%)	0 (0%)	1 (6.3%)	3 (18.8%)	3 (18.8%)	---
	2nd 9 wks	16	0 (0%)	13 (81.3%)	0 (0%)	2 (12.5%)	4 (25.0%)	0 (0%)	3 (18.8%)	0 (0%)	3 (18.8%)	4 (25.0%)	---
	3rd 9 wks	10	0 (0%)	6 (60.0%)	0 (0%)	3 (30.0%)	0 (0%)	0 (0%)	1 (10.0%)	0 (0%)	3 (30.0%)	3 (30.0%)	---
	4th 9 wks	20	0 (0%)	7 (35.0%)	0 (0%)	0 (0%)	6 (30.0%)	3 (15.0%)	5 (25.0%)	1 (5%)	2 (10.0%)	3 (15.0%)	---
Metz (507)	Overall	92	2 (2.2%)	19 (20.7%)	---	6 (6.5%)	26 (28.3%)	9 (9.8%)	24 (26.1%)	2 (2.2%)	10 (10.9%)	15 (16.3%)	---
	1st 9 wks	25	2 (8%)	2 (8.0%)	---	4 (16.0%)	17 (68.0%)	0 (0%)	2 (8.0%)	0 (0%)	1 (4.0%)	1 (4.0%)	---
	2nd 9 wks	33	0 (0%)	10 (30.3%)	---	2 (6.1%)	9 (27.3%)	0 (0%)	9 (27.3%)	0 (0%)	1 (3.0%)	12 (36.4%)	---
	3rd 9 wks	9	0 (0%)	7 (77.8%)	---	0 (0%)	0 (0%)	0 (0%)	9 (100%)	0 (0%)	0 (0%)	0 (0%)	---
	4th 9 wks	25	0 (0%)	0 (0%)	---	0 (0%)	0 (0%)	9 (36.0%)	4 (16.0%)	2 (8%)	8 (32.0%)	2 (8%)	---
Mills (917)	Overall	284	3 (1.1%)	212 (74.6%)	0 (0%)	0 (0%)	44 (15.5%)	64 (22.5%)	32 (11.3%)	126 (44.4%)	17 (6.0%)	1 (0.4%)	---
	1st 9 wks	68	0 (0%)	60 (88.2%)	0 (0%)	0 (0%)	12 (17.6%)	8 (11.8%)	12 (17.6%)	35 (51.5%)	0 (0%)	1 (1.5%)	---
	2nd 9 wks	77	1 (1.3%)	49 (63.6%)	0 (0%)	0 (0%)	5 (6.5%)	25 (32.5%)	7 (9.1%)	34 (44.2%)	6 (7.8%)	0 (0%)	---
	3rd 9 wks	114	2 (1.8%)	80 (70.2%)	0 (0%)	0 (0%)	19 (16.7%)	31 (27.2%)	13 (11.4%)	42 (36.8%)	9 (7.9%)	0 (0%)	---
	4th 9 wks	25	0 (0%)	23 (92.0%)	0 (0%)	0 (0%)	8 (32.0%)	0 (0%)	0 (0%)	15 (60.0%)	2 (8.0%)	0 (0%)	---
Norman (324)	Overall	69	24 (34.8%)	29 (42.0%)	---	4 (5.8%)	9 (13.0%)	4 (5.8%)	1 (1.4%)	3 (4.3%)	6 (8.7%)	25 (36.2%)	17 (24.6%)
	1st 9 wks	2	0 (0%)	1 (50.0%)	---	0 (0%)	0 (0%)	0 (0%)	0 (0%)	0 (0%)	2 (100%)	0 (0%)	0 (0%)
	2nd 9 wks	25	16 (64.0%)	7 (28.0%)	---	0 (0%)	4 (16.0%)	2 (8.0%)	1 (4.0%)	3 (12.0%)	3 (12.0%)	8 (32.0%)	4 (16.0%)
	3rd 9 wks	27	5 (18.5%)	19 (70.4%)	---	0 (0%)	1 (3.7%)	2 (7.4%)	0 (0%)	0 (0%)	0 (0%)	15 (55.6%)	9 (33.3%)
	4th 9 wks	15	3 (20.0%)	2 (13.3%)	---	4 (26.7%)	4 (26.7%)	0 (0%)	0 (0%)	0 (0%)	1 (6.7%)	2 (13.3%)	4 (26.7%)
Oak Hill (766)	Overall	358	2 (0.6%)	343 (95.8%)	0 (0%)	2 (0.6%)	55 (15.4%)	67 (18.7%)	184 (51.4%)	30 (8.4%)	8 (2.2%)	12 (3.4%)	---
	1st 9 wks	90	1 (1.1%)	89 (98.9%)	0 (0%)	0 (0%)	11 (12.2%)	35 (38.9%)	21 (23.3%)	14 (15.6%)	8 (8.9%)	1 (1.1%)	---
	2nd 9 wks	189	1 (0.5%)	179 (94.7%)	0 (0%)	0 (0%)	39 (20.6%)	23 (12.2%)	106 (56.1%)	13 (6.9%)	0 (0%)	8 (4.2%)	---
	3rd 9 wks	46	0 (0%)	42 (91.3%)	0 (0%)	2 (4.3%)	0 (0%)	8 (17.4%)	30 (65.2%)	3 (6.5%)	0 (0%)	3 (6.5%)	---
	4th 9 wks	33	0 (0%)	33 (100%)	0 (0%)	0 (0%)	5 (15.2%)	1 (3.0%)	27 (81.8%)	0 (0%)	0 (0%)	0 (0%)	---

School (enrollment [†])	Period	Total records	Counselor records (% of total)	Teacher records (% of total)	# service records (% of total) - by Grade Level								
					EE	PK	K	1st	2nd	3rd	4th	5th	6th
Oak Springs (283)	Overall	400	68 (17.0%)	244 (61.0%)	0 (0%)	1 (0.3%)	0 (0%)	231 (57.8%)	86 (21.5%)	7 (1.8%)	36 (9.0%)	39 (9.8%)	---
	1st 9 wks	125	20 (16.0%)	66 (52.8%)	0 (0%)	0 (0%)	0 (0%)	75 (60.0%)	17 (13.6%)	2 (1.6%)	12 (9.6%)	19 (15.2%)	---
	2nd 9 wks	139	4 (2.9%)	101 (72.7%)	0 (0%)	0 (0%)	0 (0%)	79 (56.8%)	38 (27.3%)	0 (0%)	11 (7.9%)	11 (7.9%)	---
	3rd 9 wks	112	44 (39.3%)	56 (50.0%)	0 (0%)	1 (0.9%)	0 (0%)	57 (50.9%)	29 (25.9%)	5 (4.5%)	11 (9.8%)	9 (8.0%)	---
	4th 9 wks	24	0 (0%)	21 (87.5%)	0 (0%)	0 (0%)	0 (0%)	20 (83.3%)	2 (8.3%)	0 (0%)	2 (8.3%)	0 (0%)	---
Odom (681)	Overall	129	4 (3.1%)	108 (83.7%)	0 (0%)	1 (0.8%)	2 (1.6%)	95 (73.6%)	7 (5.4%)	13 (10.1%)	8 (6.2%)	3 (2.3%)	---
	1st 9 wks	14	0 (0%)	12 (85.7%)	0 (0%)	0 (0%)	2 (14.3%)	5 (35.7%)	1 (7.1%)	2 (14.3%)	3 (21.4%)	1 (7.1%)	---
	2nd 9 wks	12	0 (0%)	7 (58.3%)	0 (0%)	0 (0%)	0 (0%)	6 (50.0%)	2 (16.7%)	2 (16.7%)	2 (16.7%)	0 (0%)	---
	3rd 9 wks	47	2 (4.3%)	43 (91.5%)	0 (0%)	1 (2.1%)	0 (0%)	39 (83.0%)	1 (2.1%)	4 (8.5%)	0 (0%)	2 (4.3%)	---
	4th 9 wks	56	2 (3.6%)	46 (82.1%)	0 (0%)	0 (0%)	0 (0%)	45 (80.4%)	3 (5.4%)	5 (8.9%)	3 (5.4%)	0 (0%)	---
Ortega (290)	Overall	210	7 (3.3%)	29 (13.8%)	0 (0%)	28 (13.3%)	21 (10.0%)	25 (11.9%)	20 (9.5%)	38 (18.1%)	19 (9.0%)	59 (28.1%)	---
	1st 9 wks	13	1 (7.7%)	1 (7.7%)	0 (0%)	0 (0%)	1 (7.7%)	0 (0%)	1 (7.7%)	2 (15.4%)	0 (0%)	9 (69.2%)	---
	2nd 9 wks	32	5 (15.6%)	4 (12.5%)	0 (0%)	0 (0%)	1 (3.1%)	1 (3.1%)	2 (6.3%)	9 (28.1%)	5 (15.6%)	14 (43.8%)	---
	3rd 9 wks	74	0 (0%)	2 (2.7%)	0 (0%)	3 (4.1%)	12 (16.2%)	12 (16.2%)	6 (8.1%)	13 (17.6%)	8 (10.8%)	20 (27.0%)	---
	4th 9 wks	91	1 (1.1%)	22 (24.2%)	0 (0%)	25 (27.5%)	7 (7.7%)	12 (13.2%)	11 (12.1%)	14 (15.4%)	6 (6.6%)	16 (17.6%)	---
Overton (760)	Overall	587	19 (3.2%)	408 (69.5%)	0 (0%)	6 (1.0%)	35 (6.0%)	147 (25.0%)	64 (10.9%)	120 (20.4%)	112 (19.1%)	93 (15.8%)	10 (1.7%)
	1st 9 wks	80	0 (0%)	72 (90.0%)	0 (0%)	1 (1.3%)	2 (2.5%)	6 (7.5%)	5 (6.3%)	31 (38.8%)	6 (7.5%)	29 (36.3%)	0 (0%)
	2nd 9 wks	237	9 (3.8%)	177 (74.7%)	0 (0%)	4 (1.7%)	13 (5.5%)	43 (18.1%)	19 (8.0%)	44 (18.6%)	72 (30.4%)	35 (14.8%)	7 (3.0%)
	3rd 9 wks	198	7 (3.5%)	124 (62.6%)	0 (0%)	0 (0%)	9 (4.5%)	74 (37.4%)	26 (13.1%)	35 (17.7%)	23 (11.6%)	29 (14.6%)	2 (1.0%)
	4th 9 wks	72	3 (4.2%)	35 (48.6%)	0 (0%)	1 (1.4%)	11 (15.3%)	24 (33.3%)	14 (19.4%)	10 (13.9%)	11 (15.3%)	0 (0%)	1 (1.4%)
Palm (552)	Overall	117	36 (30.8%)	53 (45.3%)	0 (0%)	0 (0%)	0 (0%)	15 (12.8%)	71 (60.7%)	23 (19.7%)	3 (2.6%)	5 (4.3%)	---
	1st 9 wks	24	8 (33.3%)	14 (58.3%)	0 (0%)	0 (0%)	0 (0%)	8 (33.3%)	9 (37.5%)	2 (8.3%)	2 (8.3%)	3 (12.5%)	---
	2nd 9 wks	40	20 (50.0%)	15 (37.5%)	0 (0%)	0 (0%)	0 (0%)	0 (0%)	35 (87.5%)	3 (7.5%)	0 (0%)	2 (5.0%)	---
	3rd 9 wks	38	8 (21.1%)	18 (47.4%)	0 (0%)	0 (0%)	0 (0%)	4 (10.5%)	21 (55.3%)	12 (31.6%)	1 (2.6%)	0 (0%)	---
	4th 9 wks	15	0 (0%)	6 (40.0%)	0 (0%)	0 (0%)	0 (0%)	3 (20.0%)	6 (40.0%)	6 (40.0%)	0 (0%)	0 (0%)	---

School (enrollment [†])	Period	Total records	Counselor records (% of total)	Teacher records (% of total)	# service records (% of total) - by Grade Level								
					EE	PK	K	1st	2nd	3rd	4th	5th	6th
Patton (1,008)	Overall	4	0 (0%)	3 (75.0%)	0 (0%)	0 (0%)	3 (75.0%)	1 (25.0%)	0 (0%)	0 (0%)	0 (0%)	0 (0%)	---
	1st 9 wks	0	0 (0%)	0 (0%)	0 (0%)	0 (0%)	0 (0%)	0 (0%)	0 (0%)	0 (0%)	0 (0%)	0 (0%)	---
	2nd 9 wks	1	0 (0%)	0 (0%)	0 (0%)	0 (0%)	0 (0%)	0 (0%)	1 (100%)	0 (0%)	0 (0%)	0 (0%)	---
	3rd 9 wks	2	0 (0%)	2 (100%)	0 (0%)	0 (0%)	2 (100%)	0 (0%)	0 (0%)	0 (0%)	0 (0%)	0 (0%)	---
	4th 9 wks	1	0 (0%)	1 (100%)	0 (0%)	0 (0%)	1 (100%)	0 (0%)	0 (0%)	0 (0%)	0 (0%)	0 (0%)	---
Pease (256)	Overall	13	7 (53.8%)	5 (38.5%)	---	---	2 (15.4%)	3 (23.1%)	1 (7.7%)	4 (30.8%)	0 (0%)	1 (7.7%)	2 (15.4%)
	1st 9 wks	0	0 (0%)	0 (0%)	---	---	0 (0%)	0 (0%)	0 (0%)	0 (0%)	0 (0%)	0 (0%)	0 (0%)
	2nd 9 wks	5	1 (20.0%)	3 (60.0%)	---	---	2 (40.0%)	0 (0%)	0 (0%)	2 (40.0%)	0 (0%)	1 (20.0%)	0 (0%)
	3rd 9 wks	8	6 (75.0%)	2 (25.0%)	---	---	0 (0%)	3 (37.5%)	1 (12.5%)	2 (25.0%)	0 (0%)	0 (0%)	2 (25.0%)
	4th 9 wks	0	0 (0%)	0 (0%)	---	---	0 (0%)	0 (0%)	0 (0%)	0 (0%)	0 (0%)	0 (0%)	0 (0%)
Pecan Springs (479)	Overall	67	2 (3.0%)	23 (34.3%)	0 (0%)	5 (7.5%)	26 (38.8%)	20 (29.9%)	1 (1.5%)	9 (13.4%)	3 (4.5%)	3 (4.5%)	---
	1st 9 wks	24	2 (8.3%)	17 (70.8%)	0 (0%)	0 (0%)	12 (50.0%)	11 (45.8%)	0 (0%)	0 (0%)	0 (0%)	1 (4.2%)	---
	2nd 9 wks	9	0 (0%)	0 (0%)	0 (0%)	0 (0%)	0 (0%)	6 (66.7%)	0 (0%)	0 (0%)	2 (22.2%)	1 (11.1%)	---
	3rd 9 wks	15	0 (0%)	5 (33.3%)	0 (0%)	5 (33.3%)	5 (33.3%)	3 (20.0%)	1 (6.7%)	0 (0%)	1 (6.7%)	0 (0%)	---
	4th 9 wks	19	0 (0%)	1 (5.3%)	0 (0%)	0 (0%)	9 (47.4%)	0 (0%)	0 (0%)	9 (47.4%)	0 (0%)	1 (5.3%)	---
Perez (893)	Overall	125	0 (0%)	33 (26.4%)	0 (0%)	5 (4.0%)	0 (0%)	56 (44.8%)	20 (16.0%)	6 (4.8%)	4 (3.2%)	34 (27.2%)	---
	1st 9 wks	11	0 (0%)	0 (0%)	0 (0%)	2 (18.2%)	0 (0%)	1 (9.1%)	1 (9.1%)	0 (0%)	0 (0%)	7 (63.6%)	---
	2nd 9 wks	24	0 (0%)	4 (16.7%)	0 (0%)	1 (4.2%)	0 (0%)	6 (25.0%)	2 (8.3%)	0 (0%)	0 (0%)	15 (62.5%)	---
	3rd 9 wks	34	0 (0%)	6 (17.6%)	0 (0%)	2 (5.9%)	0 (0%)	10 (29.4%)	5 (14.7%)	3 (8.8%)	4 (11.8%)	10 (29.4%)	---
	4th 9 wks	56	0 (0%)	23 (41.1%)	0 (0%)	0 (0%)	0 (0%)	39 (69.6%)	12 (21.4%)	3 (5.4%)	0 (0%)	2 (3.6%)	---
Pickle (770)	Overall	612	1 (0.2%)	523 (85.5%)	0 (0%)	33 (5.4%)	48 (7.8%)	95 (15.5%)	213 (34.8%)	139 (22.7%)	32 (5.2%)	52 (8.5%)	---
	1st 9 wks	144	0 (0%)	126 (87.5%)	0 (0%)	18 (12.5%)	17 (11.8%)	23 (16.0%)	42 (29.2%)	40 (27.8%)	3 (2.1%)	1 (0.7%)	---
	2nd 9 wks	190	0 (0%)	164 (86.3%)	0 (0%)	1 (0.5%)	13 (6.8%)	29 (15.3%)	95 (50.0%)	32 (16.8%)	1 (0.5%)	19 (10.0%)	---
	3rd 9 wks	202	1 (0.5%)	164 (81.2%)	0 (0%)	14 (6.9%)	15 (7.4%)	31 (15.3%)	52 (25.7%)	43 (21.3%)	23 (11.4%)	24 (11.9%)	---
	4th 9 wks	76	0 (0%)	69 (90.8%)	0 (0%)	0 (0%)	3 (3.9%)	12 (15.8%)	24 (31.6%)	24 (31.6%)	5 (6.6%)	8 (10.5%)	---

School (enrollment [†])	Period	Total records	Counselor records (% of total)	Teacher records (% of total)	# service records (% of total) - by Grade Level								
					EE	PK	K	1st	2nd	3rd	4th	5th	6th
Pillow (678)	Overall	152	3 (2.0%)	97 (63.8%)	0 (0%)	19 (12.5%)	2 (1.3%)	41 (27.0%)	28 (18.4%)	30 (19.7%)	25 (16.4%)	7 (4.6%)	---
	1st 9 wks	41	1 (2.4%)	32 (78.0%)	0 (0%)	3 (7.3%)	1 (2.4%)	3 (7.3%)	4 (9.8%)	14 (34.1%)	12 (29.3%)	4 (9.8%)	---
	2nd 9 wks	49	0 (0%)	32 (65.3%)	0 (0%)	1 (2.0%)	1 (2.0%)	21 (42.9%)	10 (20.4%)	9 (18.4%)	6 (12.2%)	1 (2.0%)	---
	3rd 9 wks	43	0 (0%)	21 (48.8%)	0 (0%)	14 (32.6%)	0 (0%)	7 (16.3%)	10 (23.3%)	5 (11.6%)	7 (16.3%)	0 (0%)	---
	4th 9 wks	19	2 (10.5%)	12 (63.2%)	0 (0%)	1 (5.3%)	0 (0%)	10 (52.6%)	4 (21.1%)	2 (10.5%)	0 (0%)	2 (10.5%)	---
Pleasant Hill (613)	Overall	106	0 (0%)	99 (93.4%)	0 (0%)	44 (41.5%)	34 (32.1%)	3 (2.8%)	16 (15.1%)	1 (0.9%)	6 (5.7%)	2 (1.9%)	---
	1st 9 wks	22	0 (0%)	22 (100%)	0 (0%)	5 (22.7%)	11 (50.0%)	2 (9.1%)	1 (4.5%)	1 (4.5%)	0 (0%)	2 (9.1%)	---
	2nd 9 wks	30	0 (0%)	29 (96.7%)	0 (0%)	18 (60%)	11 (36.7%)	0 (0%)	1 (3.3%)	0 (0%)	0 (0%)	0 (0%)	---
	3rd 9 wks	42	0 (0%)	37 (88.1%)	0 (0%)	12 (28.6%)	11 (26.2%)	1 (2.4%)	13 (31.0%)	0 (0%)	5 (11.9%)	0 (0%)	---
	4th 9 wks	12	0 (0%)	11 (91.7%)	0 (0%)	9 (75%)	1 (8.3%)	0 (0%)	1 (8.3%)	0 (0%)	1 (8.3%)	0 (0%)	---
Lucy Read (468)	Overall	24	0 (0%)	11 (45.8%)	1 (4.2%)	23 (95.8%)	---	---	---	---	---	---	---
	1st 9 wks	8	0 (0%)	8 (100%)	0 (0%)	8 (100%)	---	---	---	---	---	---	---
	2nd 9 wks	5	0 (0%)	2 (40.0%)	1 (20.0%)	4 (80.0%)	---	---	---	---	---	---	---
	3rd 9 wks	8	0 (0%)	1 (12.5%)	0 (0%)	8 (100%)	---	---	---	---	---	---	---
	4th 9 wks	3	0 (0%)	0 (0%)	0 (0%)	3 (100%)	---	---	---	---	---	---	---
Reilly (317)	Overall	236	0 (0%)	230 (97.5%)	0 (0%)	0 (0%)	47 (19.9%)	50 (21.2%)	105 (44.5%)	11 (4.7%)	22 (9.3%)	1 (0.4%)	---
	1st 9 wks	43	0 (0%)	42 (97.7%)	0 (0%)	0 (0%)	2 (4.7%)	6 (14.0%)	30 (69.8%)	1 (2.3%)	3 (7.0%)	1 (2.3%)	---
	2nd 9 wks	78	0 (0%)	77 (98.7%)	0 (0%)	0 (0%)	0 (0%)	23 (29.5%)	43 (55.1%)	4 (5.1%)	8 (10.3%)	0 (0%)	---
	3rd 9 wks	54	0 (0%)	53 (98.1%)	0 (0%)	0 (0%)	10 (18.5%)	14 (25.9%)	22 (40.7%)	5 (9.3%)	3 (5.6%)	0 (0%)	---
	4th 9 wks	61	0 (0%)	58 (95.1%)	0 (0%)	0 (0%)	35 (57.4%)	7 (11.5%)	10 (16.4%)	1 (1.6%)	8 (13.1%)	0 (0%)	---
Ridgetop (289)	Overall	8	3 (37.5%)	5 (62.5%)	0 (0%)	0 (0%)	0 (0%)	0 (0%)	0 (0%)	4 (50.0%)	1 (12.5%)	3 (37.5%)	---
	1st 9 wks	1	1 (100%)	0 (0%)	0 (0%)	0 (0%)	0 (0%)	0 (0%)	0 (0%)	0 (0%)	0 (0%)	1 (100%)	---
	2nd 9 wks	7	2 (28.6%)	5 (71.4%)	0 (0%)	0 (0%)	0 (0%)	0 (0%)	0 (0%)	4 (57.1%)	1 (14.3%)	2 (28.6%)	---
	3rd 9 wks	0	0 (0%)	0 (0%)	0 (0%)	0 (0%)	0 (0%)	0 (0%)	0 (0%)	0 (0%)	0 (0%)	0 (0%)	---
	4th 9 wks	0	0 (0%)	0 (0%)	0 (0%)	0 (0%)	0 (0%)	0 (0%)	0 (0%)	0 (0%)	0 (0%)	0 (0%)	---

School (enrollment [†])	Period	Total records	Counselor records (% of total)	Teacher records (% of total)	# service records (% of total) - by Grade Level								
					EE	PK	K	1st	2nd	3rd	4th	5th	6th
Rodriguez (950)	Overall	138	0 (0%)	92 (66.7%)	0 (0%)	0 (0%)	6 (4.3%)	33 (23.9%)	19 (13.8%)	19 (13.8%)	41 (29.7%)	20 (14.5%)	---
	1st 9 wks	44	0 (0%)	44 (100%)	0 (0%)	0 (0%)	3 (6.8%)	4 (9.1%)	6 (13.6%)	7 (15.9%)	20 (45.5%)	4 (9.1%)	---
	2nd 9 wks	62	0 (0%)	39 (62.9%)	0 (0%)	0 (0%)	2 (3.2%)	17 (27.4%)	12 (19.4%)	11 (17.7%)	15 (24.2%)	5 (8.1%)	---
	3rd 9 wks	31	0 (0%)	8 (25.8%)	0 (0%)	0 (0%)	1 (3.2%)	12 (38.7%)	1 (3.2%)	1 (3.2%)	5 (16.1%)	11 (35.5%)	---
	4th 9 wks	1	0 (0%)	1 (100%)	0 (0%)	0 (0%)	0 (0%)	0 (0%)	0 (0%)	0 (0%)	1 (100%)	0 (0%)	---
Sanchez (567)	Overall	131	46 (35.1%)	65 (49.6%)	0 (0%)	1 (0.8%)	0 (0%)	30 (22.9%)	16 (12.2%)	8 (6.1%)	28 (21.4%)	48 (36.6%)	---
	1st 9 wks	44	23 (52.3%)	17 (38.6%)	0 (0%)	1 (2.3%)	0 (0%)	7 (15.9%)	11 (25.0%)	1 (2.3%)	1 (2.3%)	23 (52.3%)	---
	2nd 9 wks	45	23 (51.1%)	18 (40.0%)	0 (0%)	0 (0%)	0 (0%)	6 (13.3%)	2 (4.4%)	3 (6.7%)	16 (35.6%)	18 (40.0%)	---
	3rd 9 wks	31	0 (0%)	23 (74.2%)	0 (0%)	0 (0%)	0 (0%)	13 (41.9%)	3 (9.7%)	0 (0%)	11 (35.5%)	4 (12.9%)	---
	4th 9 wks	11	0 (0%)	7 (63.6%)	0 (0%)	0 (0%)	0 (0%)	4 (36.4%)	0 (0%)	4 (36.4%)	0 (0%)	3 (27.3%)	---
Sims (310)	Overall	189	0 (0%)	53 (28.0%)	---	23 (12.2%)	15 (7.9%)	55 (29.1%)	50 (26.5%)	20 (10.6%)	10 (5.3%)	15 (7.9%)	1 (0.5%)
	1st 9 wks	41	0 (0%)	9 (22.0%)	---	0 (0%)	0 (0%)	12 (29.3%)	22 (53.7%)	2 (4.9%)	2 (4.9%)	3 (7.3%)	0 (0%)
	2nd 9 wks	54	0 (0%)	18 (33.3%)	---	12 (22.2%)	7 (13.0%)	18 (33.3%)	14 (25.9%)	0 (0%)	1 (1.9%)	2 (3.7%)	0 (0%)
	3rd 9 wks	70	0 (0%)	25 (35.7%)	---	11 (15.7%)	1 (1.4%)	21 (30.0%)	10 (14.3%)	12 (17.1%)	5 (7.1%)	9 (12.9%)	1 (1.4%)
	4th 9 wks	24	0 (0%)	1 (4.2%)	---	0 (0%)	7 (29.2%)	4 (16.7%)	4 (16.7%)	6 (25.0%)	2 (8.3%)	1 (4.2%)	0 (0%)
St Elmo (295)	Overall	110	97 (88.2%)	3 (2.7%)	0 (0%)	15 (13.6%)	10 (9.1%)	7 (6.4%)	8 (7.3%)	41 (37.3%)	14 (12.7%)	15 (13.6%)	---
	1st 9 wks	71	61 (85.9%)	3 (4.2%)	0 (0%)	12 (16.9%)	3 (4.2%)	6 (8.5%)	4 (5.6%)	29 (40.8%)	8 (11.3%)	9 (12.7%)	---
	2nd 9 wks	22	20 (90.9%)	0 (0%)	0 (0%)	2 (9.1%)	3 (13.6%)	0 (0%)	2 (9.1%)	6 (27.3%)	4 (18.2%)	5 (22.7%)	---
	3rd 9 wks	15	14 (93.3%)	0 (0%)	0 (0%)	1 (6.7%)	4 (26.7%)	1 (6.7%)	2 (13.3%)	6 (40.0%)	0 (0%)	1 (6.7%)	---
	4th 9 wks	2	2 (100%)	0 (0%)	0 (0%)	0 (0%)	0 (0%)	0 (0%)	0 (0%)	0 (0%)	2 (100%)	0 (0%)	---
Summitt (758)	Overall	727	576 (79.2%)	123 (16.9%)	0 (0%)	23 (3.2%)	122 (16.8%)	184 (25.3%)	213 (29.3%)	61 (8.4%)	42 (5.8%)	71 (9.8%)	---
	1st 9 wks	191	112 (58.6%)	58 (30.4%)	0 (0%)	7 (3.7%)	22 (11.5%)	46 (24.1%)	43 (22.5%)	30 (15.7%)	12 (6.3%)	20 (10.5%)	---
	2nd 9 wks	171	140 (81.9%)	29 (17%)	0 (0%)	10 (5.8%)	28 (16.4%)	43 (25.1%)	63 (36.8%)	12 (7.0%)	10 (5.8%)	5 (2.9%)	---
	3rd 9 wks	183	163 (89.1%)	18 (9.8%)	0 (0%)	6 (3.3%)	38 (20.8%)	45 (24.6%)	69 (37.7%)	8 (4.4%)	10 (5.5%)	7 (3.8%)	---
	4th 9 wks	182	161 (88.5%)	18 (9.9%)	0 (0%)	0 (0%)	34 (18.7%)	50 (27.5%)	38 (20.9%)	11 (6.0%)	10 (5.5%)	39 (21.4%)	---

School (enrollment [†])	Period	Total records	Counselor records (% of total)	Teacher records (% of total)	# service records (% of total) - by Grade Level								
					EE	PK	K	1st	2nd	3rd	4th	5th	6th
Sunset Valley (496)	Overall	70	20 (28.6%)	48 (68.6%)	0 (0%)	0 (0%)	6 (8.6%)	9 (12.9%)	38 (54.3%)	10 (14.3%)	7 (10%)	0 (0%)	---
	1st 9 wks	11	7 (63.6%)	4 (36.4%)	0 (0%)	0 (0%)	0 (0%)	0 (0%)	8 (72.7%)	2 (18.2%)	1 (9.1%)	0 (0%)	---
	2nd 9 wks	14	7 (50.0%)	7 (50.0%)	0 (0%)	0 (0%)	0 (0%)	0 (0%)	13 (92.9%)	1 (7.1%)	0 (0%)	0 (0%)	---
	3rd 9 wks	42	6 (14.3%)	34 (81.0%)	0 (0%)	0 (0%)	5 (11.9%)	9 (21.4%)	15 (35.7%)	7 (16.7%)	6 (14.3%)	0 (0%)	---
	4th 9 wks	3	0 (0%)	3 (100%)	0 (0%)	0 (0%)	1 (33.3%)	0 (0%)	2 (66.7%)	0 (0%)	0 (0%)	0 (0%)	---
Travis Heights (544)	Overall	69	0 (0%)	3 (4.3%)	0 (0%)	4 (5.8%)	2 (2.9%)	17 (24.6%)	11 (15.9%)	20 (29.0%)	9 (13%)	6 (8.7%)	---
	1st 9 wks	10	0 (0%)	2 (20%)	0 (0%)	0 (0%)	1 (10.0%)	1 (10.0%)	0 (0%)	8 (80.0%)	0 (0%)	0 (0%)	---
	2nd 9 wks	15	0 (0%)	1 (6.7%)	0 (0%)	4 (26.7%)	0 (0%)	0 (0%)	0 (0%)	5 (33.3%)	0 (0%)	6 (40.0%)	---
	3rd 9 wks	27	0 (0%)	0 (0%)	0 (0%)	0 (0%)	1 (3.7%)	9 (33.3%)	5 (18.5%)	7 (25.9%)	5 (18.5%)	0 (0%)	---
	4th 9 wks	17	0 (0%)	0 (0%)	0 (0%)	0 (0%)	0 (0%)	7 (41.2%)	6 (35.3%)	0 (0%)	4 (23.5%)	0 (0%)	---
Walnut Creek (931)	Overall	575	4 (0.7%)	439 (76.3%)	0 (0%)	29 (5.0%)	157 (27.3%)	99 (17.2%)	34 (5.9%)	86 (15.0%)	114 (19.8%)	53 (9.2%)	3 (0.5%)
	1st 9 wks	184	4 (2.2%)	144 (78.3%)	0 (0%)	13 (7.1%)	29 (15.8%)	22 (12.0%)	11 (6.0%)	47 (25.5%)	36 (19.6%)	24 (13.0%)	2 (1.1%)
	2nd 9 wks	162	0 (0%)	115 (71.0%)	0 (0%)	1 (0.6%)	62 (38.3%)	8 (4.9%)	4 (2.5%)	31 (19.1%)	40 (24.7%)	16 (9.9%)	0 (0%)
	3rd 9 wks	140	0 (0%)	100 (71.4%)	0 (0%)	8 (5.7%)	10 (7.1%)	52 (37.1%)	15 (10.7%)	8 (5.7%)	33 (23.6%)	13 (9.3%)	1 (0.7%)
	4th 9 wks	89	0 (0%)	80 (89.9%)	0 (0%)	7 (7.9%)	56 (62.9%)	17 (19.1%)	4 (4.5%)	0 (0%)	5 (5.6%)	0 (0%)	0 (0%)
Widen (743)	Overall	608	45 (7.4%)	94 (15.5%)	0 (0%)	17 (2.8%)	55 (9.0%)	107 (17.6%)	124 (20.4%)	144 (23.7%)	120 (19.7%)	41 (6.7%)	---
	1st 9 wks	38	6 (15.8%)	32 (84.2%)	0 (0%)	0 (0%)	9 (23.7%)	4 (10.5%)	4 (10.5%)	0 (0%)	14 (36.8%)	7 (18.4%)	---
	2nd 9 wks	126	19 (15.1%)	25 (19.8%)	0 (0%)	2 (1.6%)	9 (7.1%)	46 (36.5%)	26 (20.6%)	11 (8.7%)	28 (22.2%)	4 (3.2%)	---
	3rd 9 wks	237	5 (2.1%)	28 (11.8%)	0 (0%)	8 (3.4%)	2 (0.8%)	35 (14.8%)	67 (28.3%)	80 (33.8%)	38 (16.0%)	7 (3.0%)	---
	4th 9 wks	207	15 (7.2%)	9 (4.3%)	0 (0%)	7 (3.4%)	35 (16.9%)	22 (10.6%)	27 (13.0%)	53 (25.6%)	40 (19.3%)	23 (11.1%)	---
Williams (616)	Overall	142	13 (9.2%)	91 (64.1%)	0 (0%)	7 (4.9%)	42 (29.6%)	8 (5.6%)	19 (13.4%)	17 (12.0%)	10 (7.0%)	39 (27.5%)	---
	1st 9 wks	12	0 (0%)	0 (0%)	0 (0%)	0 (0%)	0 (0%)	0 (0%)	2 (16.7%)	2 (16.7%)	6 (50.0%)	2 (16.7%)	---
	2nd 9 wks	14	1 (7.1%)	0 (0%)	0 (0%)	3 (21.4%)	0 (0%)	0 (0%)	0 (0%)	9 (64.3%)	2 (14.3%)	0 (0%)	---
	3rd 9 wks	15	7 (46.7%)	1 (6.7%)	0 (0%)	0 (0%)	1 (6.7%)	1 (6.7%)	3 (20.0%)	4 (26.7%)	1 (6.7%)	5 (33.3%)	---
	4th 9 wks	101	5 (5.0%)	90 (89.1%)	0 (0%)	4 (4.0%)	41 (40.6%)	7 (6.9%)	14 (13.9%)	2 (2.0%)	1 (1.0%)	32 (31.7%)	---

School (enrollment [†])	Period	Total records	Counselor records (% of total)	Teacher records (% of total)	# service records (% of total) - by Grade Level								
					EE	PK	K	1st	2nd	3rd	4th	5th	6th
Winn (410)	Overall	298	6 (2.0%)	247 (82.9%)	0 (0%)	55 (18.5%)	27 (9.1%)	35 (11.7%)	92 (30.9%)	62 (20.8%)	9 (3.0%)	18 (6.0%)	---
	1st 9 wks	102	5 (4.9%)	80 (78.4%)	0 (0%)	33 (32.4%)	2 (2.0%)	17 (16.7%)	44 (43.1%)	1 (1.0%)	1 (1.0%)	4 (3.9%)	---
	2nd 9 wks	66	0 (0%)	56 (84.8%)	0 (0%)	11 (16.7%)	17 (25.8%)	10 (15.2%)	11 (16.7%)	9 (13.6%)	5 (7.6%)	3 (4.5%)	---
	3rd 9 wks	70	0 (0%)	56 (80.0%)	0 (0%)	5 (7.1%)	4 (5.7%)	6 (8.6%)	16 (22.9%)	32 (45.7%)	0 (0%)	7 (10.0%)	---
	4th 9 wks	60	1 (1.7%)	55 (91.7%)	0 (0%)	6 (10.0%)	4 (6.7%)	2 (3.3%)	21 (35.0%)	20 (33.3%)	3 (5.0%)	4 (6.7%)	---
Wooldridge (912)	Overall	419	79 (18.9%)	287 (68.5%)	0 (0%)	0 (0%)	67 (16.0%)	92 (22.0%)	99 (23.6%)	40 (9.5%)	51 (12.2%)	70 (16.7%)	---
	1st 9 wks	58	2 (3.4%)	55 (94.8%)	0 (0%)	0 (0%)	12 (20.7%)	30 (51.7%)	1 (1.7%)	3 (5.2%)	3 (5.2%)	9 (15.5%)	---
	2nd 9 wks	158	31 (19.6%)	108 (68.4%)	0 (0%)	0 (0%)	25 (15.8%)	36 (22.8%)	34 (21.5%)	14 (8.9%)	14 (8.9%)	35 (22.2%)	---
	3rd 9 wks	129	27 (20.9%)	73 (56.6%)	0 (0%)	0 (0%)	24 (18.6%)	17 (13.2%)	33 (25.6%)	22 (17.1%)	26 (20.2%)	7 (5.4%)	---
	4th 9 wks	74	19 (25.7%)	51 (68.9%)	0 (0%)	0 (0%)	6 (8.1%)	9 (12.2%)	31 (41.9%)	1 (1.4%)	8 (10.8%)	19 (25.7%)	---
Wooten (680)	Overall	75	15 (20.0%)	57 (76.0%)	0 (0%)	16 (21.3%)	2 (2.7%)	17 (22.7%)	33 (44.0%)	0 (0%)	6 (8.0%)	1 (1.3%)	---
	1st 9 wks	34	12 (35.3%)	19 (55.9%)	0 (0%)	8 (23.5%)	2 (5.9%)	11 (32.4%)	9 (26.5%)	0 (0%)	3 (8.8%)	1 (2.9%)	---
	2nd 9 wks	22	3 (13.6%)	19 (86.4%)	0 (0%)	1 (4.5%)	0 (0%)	4 (18.2%)	14 (63.6%)	0 (0%)	3 (13.6%)	0 (0%)	---
	3rd 9 wks	15	0 (0%)	15 (100%)	0 (0%)	7 (46.7%)	0 (0%)	2 (13.3%)	6 (40.0%)	0 (0%)	0 (0%)	0 (0%)	---
	4th 9 wks	4	0 (0%)	4 (100%)	0 (0%)	0 (0%)	0 (0%)	0 (0%)	4 (100%)	0 (0%)	0 (0%)	0 (0%)	---
Zavala (418)	Overall	74	2 (2.7%)	37 (50.0%)	0 (0%)	2 (2.7%)	21 (28.4%)	1 (1.4%)	14 (18.9%)	28 (37.8%)	3 (4.1%)	4 (5.4%)	1 (1.4%)
	1st 9 wks	17	0 (0%)	6 (35.3%)	0 (0%)	2 (11.8%)	9 (52.9%)	0 (0%)	0 (0%)	4 (23.5%)	2 (11.8%)	0 (0%)	0 (0%)
	2nd 9 wks	20	2 (10.0%)	16 (80.0%)	0 (0%)	0 (0%)	0 (0%)	0 (0%)	5 (25.0%)	12 (60.0%)	0 (0%)	3 (15.0%)	0 (0%)
	3rd 9 wks	33	0 (0%)	15 (45.5%)	0 (0%)	0 (0%)	9 (27.3%)	1 (3.0%)	9 (27.3%)	12 (36.4%)	1 (3%)	1 (3.0%)	0 (0%)
	4th 9 wks	4	0 (0%)	0 (0%)	0 (0%)	0 (0%)	3 (75.0%)	0 (0%)	0 (0%)	0 (0%)	0 (0%)	0 (0%)	1 (25.0%)
Zilker (533)	Overall	254	61 (24.0%)	159 (62.6%)	0 (0%)	7 (2.8%)	32 (12.6%)	65 (25.6%)	56 (22.0%)	10 (3.9%)	75 (29.5%)	9 (3.5%)	---
	1st 9 wks	80	0 (0%)	63 (78.8%)	0 (0%)	2 (2.5%)	7 (8.8%)	10 (12.5%)	34 (42.5%)	1 (1.3%)	24 (30.0%)	2 (2.5%)	---
	2nd 9 wks	39	0 (0%)	35 (89.7%)	0 (0%)	2 (5.1%)	1 (2.6%)	8 (20.5%)	14 (35.9%)	1 (2.6%)	11 (28.2%)	2 (5.1%)	---
	3rd 9 wks	54	12 (22.2%)	33 (61.1%)	0 (0%)	1 (1.9%)	7 (13.0%)	23 (42.6%)	5 (9.3%)	2 (3.7%)	11 (20.4%)	5 (9.3%)	---
	4th 9 wks	81	49 (60.5%)	28 (34.6%)	0 (0%)	2 (2.5%)	17 (21.0%)	24 (29.6%)	3 (3.7%)	6 (7.4%)	29 (35.8%)	0 (0%)	---

[†]Enrollment figures represent 12/26/2011 snapshot from SchoolNet. ^{**}Service records for students who did not enroll: Kiker = 2; Summit = 11.

Proportion of Enrollment with Service Tracking
Within Period - Elementary Schools

